

European social statistics

Labour market policy Expenditure and participants

Data 2004



EUROPEAN
COMMISSION



THEME
Population
and social
conditions

*Europe Direct is a service to help you find answers
to your questions about the European Union*

**Freephone number (*):
00 800 6 7 8 9 10 11**

(* Certain mobile telephone operators do not allow access to 00 800 numbers or these calls may be billed.

A great deal of additional information on the European Union is available on the Internet.
It can be accessed through the Europa server (<http://europa.eu.int>).

Luxembourg: Office for Official Publications of the European Communities, 2006

ISBN 92-79-01802-7
ISSN 1725-602X

© European Communities, 2006

CONTENTS

A INTRODUCTION	7
A.1 Contents of tables	8
A.2 Important remarks	9
A.3 Key to symbols and abbreviations	11
B EXPENDITURE	13
B.1 LMP expenditure by type of action	14
<i>B.1.1 LMP expenditure by category</i>	14
<i>B.1.2 Share of LMP expenditure by category</i>	15
<i>B.1.3 LMP expenditure by category in relation to GDP</i>	16
B.2 LMP expenditure by type	18
<i>B.2.1 LMP expenditure by type</i>	18
<i>B.2.2 Share of LMP expenditure by type</i>	20
B.3 LMP expenditure by intervention and by type of action	22
<i>B.3.1 Belgique/België</i>	22
<i>B.3.2 Česká republika</i>	24
<i>B.3.3 Danmark</i>	25
<i>B.3.4 Deutschland</i>	26
<i>B.3.5 Eesti</i>	29
<i>B.3.6 Ελλάδα (Elláda)</i>	30
<i>B.3.7 España</i>	32
<i>B.3.8 France</i>	34
<i>B.3.9 Ireland</i>	36
<i>B.3.10 Italia</i>	38
<i>B.3.11 Latvija</i>	41
<i>B.3.12 Lietuva</i>	42
<i>B.3.13 Luxembourg</i>	44
<i>B.3.14 Magyarország</i>	46
<i>B.3.15 Nederland</i>	48
<i>B.3.16 Österreich</i>	50
<i>B.3.17 Portugal</i>	52
<i>B.3.18 Slovensko</i>	55
<i>B.3.19 Suomi/Finland</i>	56
<i>B.3.20 Sverige</i>	58
<i>B.3.21 United Kingdom</i>	60
<i>B.3.22 България (Bălgarija)</i>	62
<i>B.3.23 România</i>	65
<i>B.3.24 Norway</i>	67
C PARTICIPANTS	69
C.1 LMP stocks by type of action	70
<i>C.1.1 LMP stocks by category</i>	70
<i>C.1.2 Share of LMP stocks by category</i>	71
C.2 LMP entrants by type of action	72
<i>C.2.1 LMP entrants by category</i>	72
<i>C.2.2 Share of LMP entrants by category</i>	73

C PARTICIPANTS (continued)

C.3	LMP participants by intervention and by type of action	74
C.3.1	<i>Belgique/België</i>	74
C.3.2	<i>Česká republika</i>	77
C.3.3	<i>Danmark</i>	79
C.3.4	<i>Deutschland</i>	81
C.3.5	<i>Eesti</i>	85
C.3.6	<i>Ελλάδα (Elláda)</i>	87
C.3.7	<i>España</i>	90
C.3.8	<i>France</i>	93
C.3.9	<i>Ireland</i>	96
C.3.10	<i>Italia</i>	98
C.3.11	<i>Latvija</i>	102
C.3.12	<i>Lietuva</i>	104
C.3.13	<i>Luxembourg</i>	106
C.3.14	<i>Magyarország</i>	108
C.3.15	<i>Nederland</i>	110
C.3.16	<i>Österreich</i>	112
C.3.17	<i>Portugal</i>	115
C.3.18	<i>Slovensko</i>	119
C.3.19	<i>Suomi/Finland</i>	121
C.3.20	<i>Sverige</i>	123
C.3.21	<i>United Kingdom</i>	125
C.3.22	<i>България (Bălgarija)</i>	127
C.3.23	<i>România</i>	131
C.3.24	<i>Norway</i>	133

D INVENTORY OF LMP INTERVENTIONS

135

D.1	<i>Belgique/België</i>	136
D.2	<i>Česká republika</i>	138
D.3	<i>Danmark</i>	139
D.4	<i>Deutschland</i>	140
D.5	<i>Eesti</i>	142
D.6	<i>Ελλάδα (Elláda)</i>	143
D.7	<i>España</i>	145
D.8	<i>France</i>	147
D.9	<i>Ireland</i>	149
D.10	<i>Italia</i>	150
D.11	<i>Latvija</i>	153
D.12	<i>Lietuva</i>	154
D.13	<i>Luxembourg</i>	155
D.14	<i>Magyarország</i>	156
D.15	<i>Nederland</i>	157
D.16	<i>Österreich</i>	158
D.17	<i>Portugal</i>	160
D.18	<i>Slovensko</i>	162
D.19	<i>Suomi/Finland</i>	163
D.20	<i>Sverige</i>	165
D.21	<i>United Kingdom</i>	166
D.22	<i>България (Bălgarija)</i>	167
D.23	<i>România</i>	170
D.24	<i>Norway</i>	172

E	EXTERNAL AND REFERENCE DATA	173
E.1	GDP & currency exchange rates	174
E.2	Numbers of unemployed and other jobseekers	175
E.2.1	<i>Registered jobseekers and registered unemployed</i>	175
E.2.2	<i>Registered unemployed by sex, age and duration of unemployment</i>	177
E.2.3	<i>LFS unemployed</i>	180
F	REFERENCE INFORMATION	181
F.1	Methodological information	182
F.2	LMP questionnaire	185
F.3	Classification by type of action	187
F.4	Classification by type of expenditure	188
F.5	Abbreviations by country	189

A INTRODUCTION

This year's publication is remarkable for two reasons. Firstly, it includes for the first time data for the new EU Member States (except Cyprus, Malta, Poland and Slovenia) and for two of the Candidate countries (Bulgaria and Romania). This data was collected through the support of the 2003 PHARE multibeneficiary programme. It is the intention of Eurostat to include data for the remaining EU countries, if possible, in the next publication. Secondly, it is also the first year that the LMP data collection was launched jointly with OECD. Both organisations have agreed to adopt the Eurostat methodology, subject only to some differences in the scope of category 1 "Labour Market services" (see Important remarks).

The publication of Labour Market Policy data was first issued by Eurostat in 2001 (reference year 1998), as part of the LMP database project undertaken in collaboration with DG-Employment, the EU-15 Member States and Norway.

A revision of the LMP methodology is currently in progress and the final version should be available before the end of 2006. Important extracts from the current methodology and relevant comments are included in section F together with details of classification schemes and the full LMP questionnaire. This section should be consulted in order to ensure correct interpretation of the tables of data.

A.1 Contents of tables

The contents of tables in each section of the publication are described below. In order to ensure correct interpretation of the data in each case, readers are advised to read the methodological information included in section F.1.

In tables showing aggregates, data are split into three groups covering LMP services (category 1), LMP measures (categories 2-7) and LMP supports (categories 8-9). LMP measures (categories 2-7) covers all measures referred to in the Employment Guidelines as "training or similar measures" to improve the employability of unemployed persons.

In these comparative tables, missing values may appear for two main reasons. Either data is not available for one or more interventions in the category, or the category includes components of a mixed intervention where it has not been possible to make any breakdown of expenditure and/or participants. A full breakdown of each category is presented in the detailed country tables (sections B.3 and C.3) so that the elements of each total can be seen and the reason for missing values understood.

Part B - Expenditure

This part of the publication contains tables of public expenditure on LMP interventions during 2004. See para.5, section F.1 for details of the variables covered.

Sections B.1 and B.2 contain tables which refer to aggregate figures - i.e. the sum of expenditure on all interventions classified to each category. The composition of aggregated figures can be seen by referring to the detailed country tables in section B.3. Table B.1.3 compares expenditure on LMP interventions by category to GDP (see table E.1.1.)

Section B.3 contains detailed tables for each country with details of expenditure by type for each individual service (category 1), measure (categories 2-7) or support (categories 8-9). The tables show where data is unavailable and where aggregates used in sections B.1 and B.2 cannot therefore be made. In some cases where missing values are known to be a small part of total expenditure then aggregates have been made assuming the value to be zero. All such cases are indicated using the symbol n.s. (not significant). In cases where the magnitude of missing values is significant or not known then aggregates are not completed.

Part C - Participants

This part of the publication contains tables of participants in LMP interventions during 2004. See para.6, section F.1 for details of the variables covered.

Sections C.1 and C.2 include tables which refer to aggregate figures - i.e. the sum of participants in all measures classified to any given category. The composition of each aggregated figure can be seen by referring to the detailed country tables in section C.3.

Section C.3 includes tables giving details of stock, entrants and exits, broken down by sex and by age, for each individual intervention. The tables show where data is unavailable and where aggregates used in tables C.1 and C.2 cannot therefore be made. In some cases where missing values are known to be a small part of total participants then aggregates have been made assuming the value to be zero. All such cases are indicated using the symbol n.s. (not significant). In cases where the magnitude of missing values is significant or not known then aggregates are not completed.

Note also that in some cases either stock, entrants or exits are not meaningful observations (e.g. stock is usually not relevant for bankruptcy compensation paid as a lump-sum). Such observations are indicated by the symbol n.r (not relevant).

Part D - Inventory of LMP interventions

This part of the publication contains tables listing the LMP interventions (services, measures and supports) reported by each country for 2004 with the names of each intervention in English and the national language (where appropriate).

Part E - External and reference data

This part contains tables of external data used or otherwise relevant to this publication and which are not collected as part of the LMP data collection. In particular, all data on expenditure are reported in national currency units and converted to Euros according to the exchange rates given in table E.1.2.

There are also important tables of reference data collected as part of the LMP data collection. In particular there is information on the different populations of persons (unemployed or not) that are registered with the public employment service in each country. The population of registered unemployed is normally considered to be the primary target population for LMP interventions, though it should be noted that the criteria to be counted as registered unemployed vary between countries.

Part F - Reference information

This part includes important methodological information together with tables outlining the questionnaire and the classification systems used in the LMP data collection. Full details can be found in the LMP methodology.

Section F.5 details abbreviations used by each country in the names of interventions or elsewhere in the LMP database.

A.2 Important remarks

1. EU totals

EU totals are completed for EU-15 only when data are available for all 15 EU countries or when Luxembourg is the only country with incomplete data. EU-25 totals can only be calculated once all new countries have joined the LMP data collection (at the present time the LMP database includes no information for Cyprus, Malta, Poland or Slovenia).

2. Coverage

It is intended that data in this publication cover all LMP interventions in each country including those of autonomous regions, which may be significant. See point 10 for country specific comments.

3. Treatment of mixed interventions

Where a intervention is mixed (involves more than one type of action) the detailed tables in sections B.3 and C.3 include an entry for the intervention in each of the appropriate categories. For each entry the name of the intervention is prefixed by "[Component]" to indicate that it is a part of a mixed intervention and that other components may be found elsewhere in the table. As far as possible, expenditure and participants have been attributed to the different components of the intervention according to actual observations. Where the break-down is not known then total values for the intervention are usually allocated to the most important component. Footnotes explain the treatment of such cases.

4. Category 1

In May 2004 an annex to the LMP methodology was issued with new guidelines on the completion of data in category 1 – Labour market services. The guidelines make a distinction between LMP services (category 1) and LMP measures (categories 2-7) based upon the main activity of the participants and their labour market status. The new category 1 effectively replaces the old categories 0 and 1 as previously published.

5. Category 2.4 - Special support for apprenticeship

Apprenticeship is normally considered to be part of the "general education and vocational training offer" addressed to all young people and not only to unemployed or groups at risk, and it is therefore outside the scope of the database. Only schemes that support or elaborate upon the basic apprenticeship system specifically for the benefit of disadvantaged groups can be included and the description of any such intervention must provide an adequate justification for consideration as LMP.

In the early years of the LMP data collection, this specification proved difficult to apply because some Member States consider investments in supporting apprenticeship as pertaining to the improvement of the regular offer of vocational training open to all youth, and therefore not included in the LMP-database, whereas other Member States consider this effort to be specifically labour market oriented. As a result, the reporting on support for apprenticeship was considered non comparable between countries and the data were published separately.

During 2003 the work of a special Task Force resulted in the development of guidelines for each country to ensure that the existing specification of support for apprenticeship considered to be within the LMP scope

was reinforced and that support for persons moving directly into apprenticeship from compulsory education was excluded. As a result, the LMP data for 2002 onwards include support for apprenticeship as part of the training category and in all relevant aggregates.

6. Coherence with other data sources

The LMP data collection has been established in consultation with those responsible for the ESSPROS database and for the OECD database on labour market policies. There are known differences with the methodology of the ESSPROS data collection. Concerning OECD, it has been agreed to launch a joint data collection, using Eurostat methodology starting with reference year 2004 presented in this publication.

The only remaining difference refers to the scope of category 1 "Labour Market Services", where Eurostat guidelines request the costs of client services (sub-category 1.1) and the costs of administration and other activities of the PES (sub-category 1.2), with the PES being defined as *"the national employment service (and regional/local equivalents) together with any other publicly funded bodies whose main responsibility is to facilitate the integration of unemployed and other jobseekers in the labour market."* Eurostat's definition restricts the coverage of administration costs to those of the PES.

The OECD's "PES and administration" concept in principle includes the three functions of job brokerage, the administration of labour market measures, and unemployment benefit administration and does not limit the scope in terms of the institutions involved. This means that benefit administration undertaken by organisations other than the PES may be included in the OECD data but not in the Eurostat data.

7. ESF funding

LMP interventions may be subject to co-financing from the European Social Fund (ESF). In section B.3 footnotes indicate where the expenditure for a given intervention includes ESF funding. However, at this stage it is not practical to indicate the share of expenditure contributed by the ESF on a consistent basis. The nature of the ESF funding means that, for each country, contributions may cover several interventions as reported to the LMP database and it is not straightforward to detail the amounts allocated to each individual intervention. Moreover, ESF contributions may be spread over a number of years so that it is not easy to provide information on an annual basis.

8. Double-counting of participant stocks

In the process of aggregating stock figures, within or across categories, there is a chance of double counting in some circumstances.

The following aggregations should not be made for methodological reasons:

- Participants in category 8 should never be added to those in categories 2-7 since some of the participants in the "active" measures may be allowed to keep their unemployment benefits reported in category 8.

- Participants in category 1 should never be added with any other category.

Double counting may occur legitimately when a person participates in more than one intervention at the same time or is counted in two components of a mixed intervention - for example when training allowances are paid independently from the provision of training services.

All known cases of double counting are taken into account by a negative adjustment figure when figures are aggregated to produce category totals in the detailed tables by intervention (section C.3). All figures included in the summary tables (sections C.1 and C.2), are already adjusted for double counting.

9. Country specific remarks

Germany

Data for Germany include information on interventions implemented by the Länder as well as by the federal government. Unfortunately the Länder were unable to provide data for 2004 but rather than leave out this important expenditure, the data pertaining to 2003 are included.

Spain

This publication includes data for the autonomous regions of Spain. However the data are not complete for all of these regions and footnotes inform where the data for some regions are still missing.

The data for Spain do not include the activities of the municipalities, which are included in the OECD data. It is hoped that this information will be included in the data provided to Eurostat regarding 2005.

United Kingdom

Data for the United Kingdom do not include Northern Ireland unless otherwise specified and refer to the financial year April 2003 to March 2004.

A.3 Key to symbols and abbreviations

:	Not available
-	Zero
*	Estimated value
0 or 0.00	Number too small to show
n.r.	Not relevant (without meaning)
n.s.	Not significant (missing value considered to be less than 1% of category total)

BE	Belgique/België
CZ	Česká republika
DK	Danmark
DE	Deutschland
EE	Eesti
EL	Ελλάδα (Elláda)
ES	España
FR	France
IE	Ireland
IT	Italia
CY	Κύπρος (Kypros)/Kıbrıs
LV	Latvija
LT	Lietuva
LU	Luxembourg
HU	Magyarország
NL	Nederland
AT	Österreich
PL	Polska
PT	Portugal
SI	Slovenija
SK	Slovensko
FI	Suomi/Finland
SE	Sverige
UK	United Kingdom

BG	България (Bălgarija)
RO	România
NO	Norway

GDP	Gross domestic product
LFS	Labour force survey

B EXPENDITURE

B.1 LMP expenditure by type of action

B.1.1 LMP expenditure by category, 2004^{1,2}

EUROSTAT	Euro (millions)											
	LMP services (Category 1)	2 Training	3 Job rotation and job sharing	4 Employment incentives	5 Integration of the disabled	6 Direct job creation	7 Start-up incentives	LMP measures (Categories 2-7)	8 Out-of-work income maintenance and support	9 Early retirement	LMP supports (Categories 8-9)	Total LMP expenditure
EU-25 ¹	:	:	:	:	:	:	:	:	:	:	:	:
EU-15	21,806.6	25,825.7	226.4	11,632.6	11,435.2	10,316.2	4,187.3	63,623.4	136,242.9	8,392.4	144,635.3	230,065.3
BE	662.7	564.3	-	436.5	312.1	1,325.1	11.0	2,649.0	5,687.3	1,242.8	6,930.1	10,241.8
CZ	107.5	14.7	-	41.1	28.8	26.1	4.4	115.2	225.0	-	225.0	447.7
DK	323.7	1,061.2	-	904.7	1,022.6	0.2	-	2,988.7	3,823.5	1,420.7	5,244.2	8,556.6
DE	6,411.6	8,033.4	29.2	1,867.5	3,245.7	2,852.3	2,886.5	18,914.6	50,286.8	985.8	51,272.6	76,598.8
EE	2.2	3.0	-	0.5	-	0.0	0.4	3.9	16.6	-	16.6	22.6
EL	35.2	51.3	-	70.0	54.3	-	101.2	276.8	749.4	-	749.4	1,061.4
ES	395.2	1,025.5	70.3	1,970.2	593.1	677.2	280.7	4,617.0	12,317.2	224.9	12,542.1	17,554.3
FR	4,045.3	5,082.3	-	1,631.2	1,404.3	3,791.1	60.3	11,969.2	27,019.6	1,302.4	28,322.0	44,336.5
IE	303.2	269.0	-	106.4	52.0	303.0	-	730.4	1,237.1	94.7	1,331.8	2,365.4
IT	596.4	3,058.8	33.5	3,366.7	87.7	135.5	711.2	7,393.4	8,932.7	1,341.8	10,274.5	18,264.2
CY	:	:	:	:	:	:	:	:	:	:	:	:
LV ¹	3.8	2.8	-	0.6	0.7	4.4	-	8.4	37.4	-	37.4	49.6
LT	7.7	11.1	-	7.1	0.3	9.3	0.0	27.9	13.4	6.5	19.9	55.5
LU	:	:	-	25.3	12.3	7.5	0.1	:	120.9	55.5	176.4	:
HU	82.0	37.3	-	76.5	7.5	41.8	4.5	167.6	301.3	6.5	307.9	557.5
MT	:	:	:	:	:	:	:	:	:	:	:	:
NL	1,557.4	1,744.3	0.4	141.1	2,728.4	871.9	-	5,486.0	10,912.2	-	10,912.2	17,955.7
AT	410.8	662.5	0.3	132.3	121.5	96.8	9.0	1,022.3	2,596.8	707.3	3,304.1	4,737.2
PL	:	:	:	:	:	:	:	:	:	:	:	:
PT	163.2	414.8	0.0	243.4	65.2	58.0	4.2	785.6	1,584.7	292.5	1,877.3	2,826.1
SI	:	:	:	:	:	:	:	:	:	:	:	:
SK	27.4	3.4	-	2.6	0.3	11.6	6.0	23.9	101.4	4.6	105.9	157.3
FI	234.6	607.0	75.8	186.3	149.2	127.8	22.3	1,168.5	2,372.6	724.0	3,096.6	4,499.7
SE	555.1	978.9	16.9	522.6	1,213.9	-	93.0	2,825.3	3,710.0	-	3,710.0	7,090.4
UK	6,112.1	2,272.5	-	28.5	373.1	69.8	7.8	2,751.6	4,892.0	-	4,892.0	13,755.7
BG	14.0	11.6	-	4.7	2.0	72.4	1.7	92.4	51.8	-	51.8	158.3
RO ¹	22.8	1.4	-	28.9	0.2	23.1	0.2	53.8	286.6	-	286.6	363.2
NO	270.2	186.8	0.2	55.9	1,095.4	1.6	5.2	1,345.2	1,753.9	-	1,753.9	3,369.3

Notes

1 LV & RO: Data refer to 2003. EU-25 includes 2003 data for LV.

2 Some of these values may be estimated (or include estimated values) or be subject to relevant comments. Refer to the detailed country tables in section B.3.

B.1.2 Share of LMP expenditure by category, 2004^{1,2}

EUROSTAT	% total expenditure											
	LMP services (Category 1)	2 Training	3 Job rotation and job sharing	4 Employment incentives	5 Integration of the disabled	6 Direct job creation	7 Start-up incentives	LMP measures (Categories 2-7)	8 Out-of-work income maintenance and support	9 Early retirement	LMP supports (Categories 8-9)	Total LMP expenditure
EU-25 ¹	:	:	:	:	:	:	:	:	:	:	:	:
EU-15	9.5	11.2	0.1	5.1	5.0	4.5	1.8	27.7	59.2	3.6	62.9	100.0
BE	6.5	5.5	-	4.3	3.0	12.9	0.1	25.9	55.5	12.1	67.7	100.0
CZ	24.0	3.3	-	9.2	6.4	5.8	1.0	25.7	50.3	-	50.3	100.0
DK	3.8	12.4	-	10.6	12.0	0.0	-	34.9	44.7	16.6	61.3	100.0
DE	8.4	10.5	0.0	2.4	4.2	3.7	3.8	24.7	65.6	1.3	66.9	100.0
EE	9.7	13.3	-	2.0	-	0.2	1.7	17.1	73.2	-	73.2	100.0
EL	3.3	4.8	-	6.6	5.1	-	9.5	26.1	70.6	-	70.6	100.0
ES	2.3	5.8	0.4	11.2	3.4	3.9	1.6	26.3	70.2	1.3	71.4	100.0
FR	9.1	11.5	-	3.7	3.2	8.6	0.1	27.0	60.9	2.9	63.9	100.0
IE	12.8	11.4	-	4.5	2.2	12.8	-	30.9	52.3	4.0	56.3	100.0
IT	3.3	16.7	0.2	18.4	0.5	0.7	3.9	40.5	48.9	7.3	56.3	100.0
CY	:	:	:	:	:	:	:	:	:	:	:	:
LV ¹	7.6	5.6	-	1.1	1.4	8.9	-	17.0	75.5	-	75.5	100.0
LT	13.9	20.0	-	12.9	0.5	16.8	0.0	50.2	24.2	11.7	35.9	100.0
LU	:	:	:	:	:	:	:	:	:	:	:	:
HU	14.7	6.7	-	13.7	1.3	7.5	0.8	30.1	54.1	1.2	55.2	100.0
MT	:	:	:	:	:	:	:	:	:	:	:	:
NL	8.7	9.7	0.0	0.8	15.2	4.9	-	30.6	60.8	-	60.8	100.0
AT	8.7	14.0	0.0	2.8	2.6	2.0	0.2	21.6	54.8	14.9	69.7	100.0
PL	:	:	:	:	:	:	:	:	:	:	:	:
PT	5.8	14.7	0.0	8.6	2.3	2.1	0.1	27.8	56.1	10.4	66.4	100.0
SI	:	:	:	:	:	:	:	:	:	:	:	:
SK	17.4	2.1	-	1.7	0.2	7.4	3.8	15.2	64.5	2.9	67.4	100.0
FI	5.2	13.5	1.7	4.1	3.3	2.8	0.5	26.0	52.7	16.1	68.8	100.0
SE	7.8	13.8	0.2	7.4	17.1	-	1.3	39.8	52.3	-	52.3	100.0
UK	44.4	16.5	-	0.2	2.7	0.5	0.1	20.0	35.6	-	35.6	100.0
BG	8.9	7.4	-	3.0	1.3	45.7	1.1	58.4	32.7	-	32.7	100.0
RO ¹	6.3	0.4	-	8.0	0.0	6.4	0.1	14.8	78.9	-	78.9	100.0
NO	8.0	5.5	0.0	1.7	32.5	0.0	0.2	39.9	52.1	-	52.1	100.0

Notes

1 LV & RO: Data refer to 2003. EU-25 includes 2003 data for LV.

2 Some of these values may be estimated (or include estimated values) or be subject to relevant comments. Refer to the detailed country tables in section B.3.

B.1.3 LMP expenditure by category in relation to GDP, 2004^{1,2}

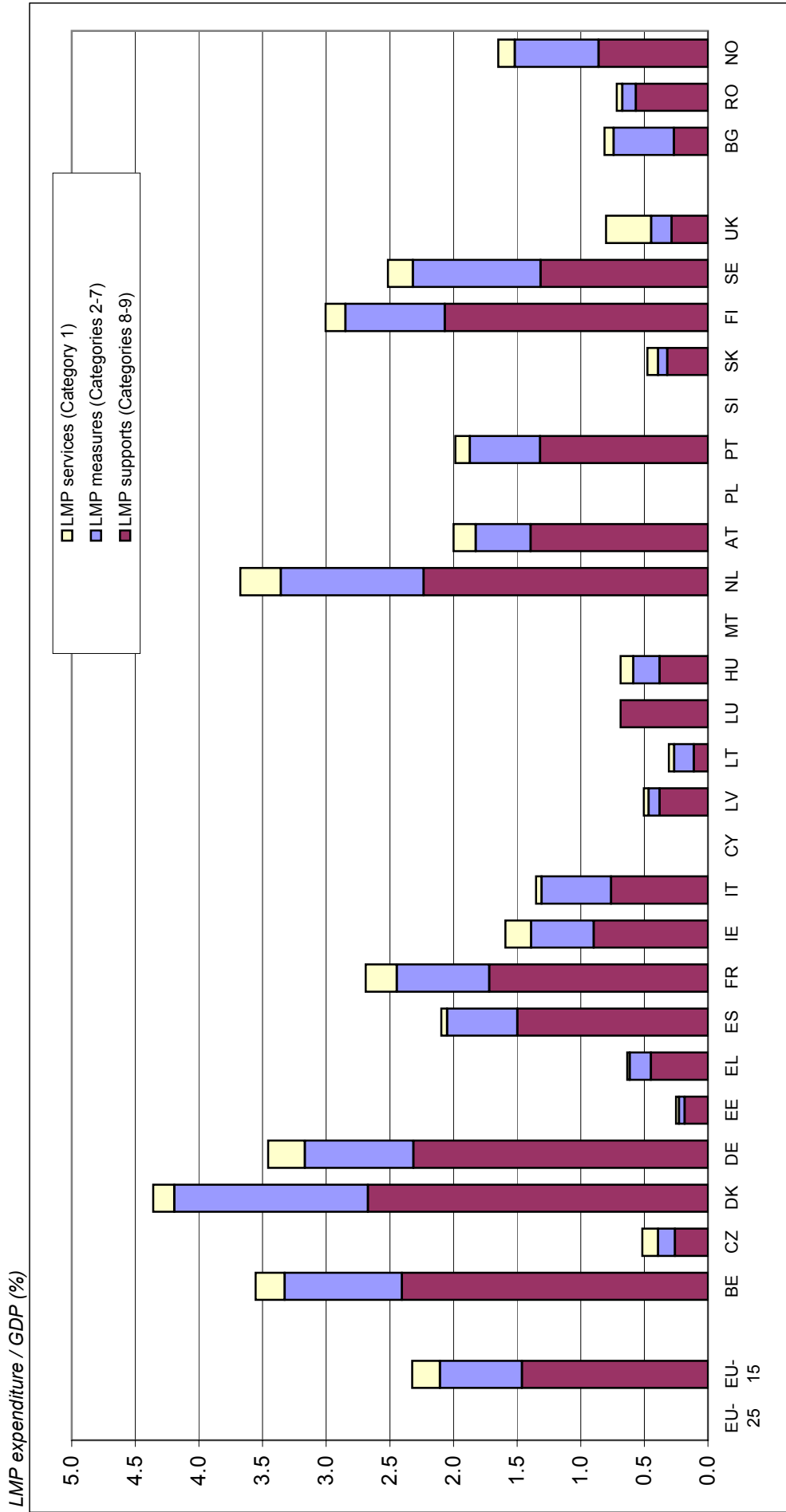
	LMP expenditure / GDP (%)											
	LMP services (Category 1)	2 Training	3 Job rotation and job sharing	4 Employment incentives	5 Integration of the disabled	6 Direct job creation	7 Start-up incentives	LMP measures (Categories 2-7)	8 Out-of-work income maintenance and support	9 Early retirement	LMP supports (Categories 8-9)	Total LMP expenditure
EU-25 ¹	0.220	0.261	0.002	0.118	0.116	0.104	0.042	0.643	1.377	0.085	1.462	2.325
EU-15	0.230	0.196	-	0.152	0.108	0.460	0.004	0.920	1.974	0.431	2.406	3.555
BE	0.124	0.017	-	0.047	0.033	0.030	0.005	0.133	0.259	-	0.259	0.516
CZ	0.165	0.541	-	0.461	0.521	0.000	-	1.523	1.948	0.724	2.672	4.359
DE	0.289	0.363	0.001	0.084	0.146	0.129	0.130	0.854	2.270	0.044	2.314	3.457
EE	0.024	0.033	-	0.005	-	0.000	0.004	0.043	0.183	-	0.183	0.250
EL	0.021	0.031	-	0.042	0.032	-	0.061	0.166	0.448	-	0.448	0.635
ES	0.047	0.122	0.008	0.235	0.071	0.081	0.034	0.551	1.471	0.027	1.498	2.096
FR	0.245	0.308	-	0.099	0.085	0.230	0.004	0.726	1.639	0.079	1.718	2.690
IE	0.204	0.181	-	0.072	0.035	0.204	-	0.492	0.833	0.064	0.897	1.592
IT	0.044	0.226	0.002	0.249	0.006	0.010	0.053	0.547	0.661	0.099	0.760	1.352
CY	0.038	0.028	-	0.006	0.007	0.045	-	0.085	0.379	-	0.379	0.503
LV ¹	0.043	0.062	-	0.040	0.002	0.052	0.000	0.154	0.074	0.036	0.110	0.307
LT	0.173	0.279	0.000	0.056	0.048	0.029	0.000	0.207	0.471	0.216	0.687	1.998
LU	0.101	0.046	-	0.094	0.009	0.052	0.006	0.207	0.371	0.008	0.380	0.687
HU	0.319	0.357	0.000	0.029	0.558	0.178	-	1.123	2.233	-	2.233	3.675
MT	0.173	0.279	0.000	0.056	0.051	0.041	0.004	0.431	1.096	0.298	1.394	1.998
NL	0.115	0.292	0.000	0.171	0.046	0.041	0.003	0.552	1.114	0.206	1.319	1.986
AT	0.083	0.010	-	0.008	0.001	0.035	0.018	0.072	0.306	0.014	0.320	0.475
PT	0.157	0.405	0.051	0.124	0.100	0.085	0.015	0.780	1.585	0.484	2.068	3.005
SI	0.197	0.347	0.006	0.185	0.430	-	0.033	1.002	1.316	-	1.316	2.514
SK	0.356	0.132	-	0.002	0.022	0.004	0.000	0.160	0.285	-	0.285	0.801
FI	0.072	0.060	-	0.024	0.010	0.372	0.009	0.475	0.266	-	0.266	0.813
SE	0.045	0.003	-	0.057	0.000	0.046	0.000	0.106	0.565	-	0.565	0.716
UK	0.132	0.091	0.000	0.027	0.536	0.001	0.003	0.658	0.858	-	0.858	1.649

Notes

1 LV & RO: Data refer to 2003. EU-25 includes 2003 data for LV.

2 Some of these values may be estimated (or include estimated values) or be subject to relevant comments. Refer to the detailed country tables in section B.3.

B.1.3 LMP expenditure by category in relation to GDP, 2004 (continued)



LV & RO: Data refer to 2003. EU-25 includes 2003 data for LV.

B.2 LMP expenditure by type

B.2.1 LMP expenditure by type, 2004

i. LMP measures (Categories 2-7)^{1,2}

eurostat	Euro (millions)														
	18.1 Total	18.2 Transfers to individuals	18.2.1 Periodic cash payments	18.2.2 Lump-sum payments	18.2.3 Reimburse- ments	18.2.4 Reduced social contribs.	18.2.5 Reduced taxes	18.3 Transfers to employers	18.3.1 Periodic cash payments	18.3.2 Lump-sum payments	18.3.3 Reimburse- ments	18.3.4 Reduced social contribs.	18.3.5 Reduced taxes	18.4 Transfers to service providers	18.5 Not specified
EU-25 ¹	:	:	:	:	:	:	:	:	:	:	:	:	:	:	:
EU-15	63,623.4	15,231.6	13,426.4	1,509.3	179.4	111.5	5.0	25,118.2	12,815.7	1,240.2	59.0	10,239.6	763.7	20,259.8	3,013.7
BE	2,649.0	628.1	616.2	11.9	0.0	-	-	1,498.1	1,337.1	-	-	161.0	-	522.8	-
CZ	115.2	5.0	-	5.0	-	-	-	95.9	67.2	28.7	-	-	-	14.3	-
DK	2,988.7	1,247.0	1,247.0	-	-	-	-	1,549.3	1,549.3	-	-	-	-	192.4	-
DE	18,914.6	6,823.0	6,592.1	182.7	48.2	-	-	1,569.5	1,565.1	1.0	3.4	-	-	8,589.3	1,932.8
EE	3.9	0.8	0.4	0.4	-	-	-	0.5	0.5	-	-	-	-	2.7	-
EL	276.8	83.9	4.3	79.6	-	-	-	16.5	16.5	-	-	-	-	2.9	173.5
ES	4,617.0	239.5	39.7	189.0	10.9	-	-	3,181.9	502.2	278.8	-	2,337.7	63.2	1,195.5	-
FR	11,969.2	2,247.4	1,962.0	263.2	1.9	20.3	-	7,861.4	5,068.0	842.1	-	1,916.3	35.0	1,860.3	-
IE	730.4	479.3	402.6	64.5	12.2	-	-	-	-	-	-	-	-	147.5	103.5
IT	7,393.4	873.9	168.8	641.4	23.2	40.5	-	5,812.9	-	109.2	-	5,507.7	196.0	706.6	-
CY	:	:	:	:	:	:	:	:	:	:	:	:	:	:	:
LV ¹	8.4	0.6	0.6	-	0.0	-	-	5.7	5.3	0.4	-	-	-	2.2	-
LT	27.9	3.2	2.6	0.0	0.6	-	-	16.7	14.2	0.6	2.0	-	-	7.9	0.0
LU	:	:	:	:	:	:	:	:	:	:	:	:	:	:	:
HU	167.6	33.8	12.0	21.6	0.2	-	-	133.8	102.8	30.4	-	0.6	-	-	-
MT	:	:	:	:	:	:	:	:	:	:	:	:	:	:	:
NL	5,486.0	175.4	170.4	-	-	-	5.0	1,076.0	776.0	-	-	150.0	150.0	4,234.6	-
AT	1,022.3	374.9	322.5	-	1.7	50.7	-	296.7	239.1	-	36.6	21.0	-	261.5	89.2
PL	:	:	:	:	:	:	:	:	:	:	:	:	:	:	:
PT	785.6	350.5	291.1	59.4	-	-	-	234.5	81.6	9.0	0.3	143.6	-	200.5	-
SI	:	:	:	:	:	:	:	:	:	:	:	:	:	:	:
SK	23.9	8.5	1.4	7.1	-	-	-	6.2	1.1	5.2	-	-	-	9.2	-
FI	1,168.5	575.4	509.6	-	65.8	-	-	349.0	349.0	-	-	-	-	244.1	-
SE	2,825.3	1,096.7	1,071.6	9.6	15.5	-	-	1,466.5	1,132.5	-	14.9	-	319.1	262.0	-
UK	2,751.6	7.8	-	7.8	-	-	-	199.5	199.5	-	-	-	-	1,839.7	704.6
BG	92.4	1.9	1.0	0.6	0.2	-	-	83.5	83.2	0.3	-	-	-	4.8	2.3
RO ¹	53.8	8.7	7.6	1.1	-	-	-	39.5	33.2	-	-	6.2	-	5.7	-
NO	1,345.2	914.4	808.3	106.1	-	-	-	239.9	233.7	6.2	-	-	-	190.9	-

Notes

1 LV & RO: Data refer to 2003. EU-25 includes 2003 data for LV.

2 Some of these values may be estimated (or include estimated values) or be subject to relevant comments. Refer to the detailed country tables in section B.3.

B.2.1 LMP expenditure by type, 2004 (continued)

ii. LMP supports (Categories 8-9)^{1,2}

eurostat	Euro (millions)														
	18.1 Total	18.2 Transfers to individuals	18.2.1 Periodic cash payments	18.2.2 Lump-sum payments	18.2.3 Reimburse- ments	18.2.4 Reduced social contribs.	18.2.5 Reduced taxes	18.3 Transfers to employers	18.3.1 Periodic cash payments	18.3.2 Lump-sum payments	18.3.3 Reimburse- ments	18.3.4 Reduced social contribs.	18.3.5 Reduced taxes	18.4 Transfers to service providers	18.5 Not specified
EU-25 ¹	144,635.3	142,189.3	133,931.7	3,888.7	259.1	4,109.8	-	2,446.0	1,675.0	138.1	630.4	2.5	-	0.1	-
EU-15	144,635.3	142,189.3	133,931.7	3,888.7	259.1	4,109.8	-	2,446.0	1,675.0	138.1	630.4	2.5	-	0.1	-
BE	6,930.1	6,930.1	6,725.7	204.4	-	-	-	-	-	-	-	-	-	-	-
CZ	225.0	225.0	218.4	6.6	-	-	-	-	-	-	-	-	-	-	-
DK	5,244.2	5,244.2	5,198.5	45.7	-	-	-	-	-	-	-	-	-	-	-
DE	51,272.6	49,594.3	48,171.1	1,423.2	-	-	-	1,678.3	1,654.4	-	23.9	-	-	-	-
EE	16.6	16.6	11.8	4.2	-	0.6	-	-	-	-	-	-	-	-	-
EL	749.4	749.4	647.4	102.1	-	-	-	-	-	-	-	-	-	-	-
ES	12,542.1	12,541.9	12,034.2	246.1	-	261.5	-	0.2	-	0.2	-	-	-	-	-
FR	28,322.0	28,301.4	28,301.4	-	-	-	-	20.7	20.7	-	-	-	-	-	-
IE	1,331.8	1,193.9	1,174.1	19.8	-	-	-	137.9	-	137.9	-	-	-	-	-
IT	10,274.5	10,272.0	5,120.2	1,802.8	-	3,349.0	-	2.5	-	-	2.5	-	-	-	-
CY	-	-	-	-	-	-	-	-	-	-	-	-	-	-	-
LV ¹	37.4	37.4	37.0	0.4	-	-	-	-	-	-	-	-	-	-	-
LT	19.9	19.9	15.6	4.3	-	-	-	-	-	-	-	-	-	-	-
LU	176.4	170.5	165.1	5.5	-	-	-	5.9	-	-	5.9	-	-	-	-
HU	307.9	307.9	307.9	-	-	-	-	-	-	-	-	-	-	-	-
MT	-	-	-	-	-	-	-	-	-	-	-	-	-	-	-
NL	10,912.2	10,912.2	10,912.2	-	-	-	-	-	-	-	-	-	-	-	-
AT	3,304.1	2,703.4	1,945.1	-	259.1	499.2	-	600.6	-	-	600.6	-	-	0.1	-
PL	-	-	-	-	-	-	-	-	-	-	-	-	-	-	-
PT	1,877.3	1,877.3	1,855.3	22.0	-	-	-	-	-	-	-	-	-	-	-
SI	-	-	-	-	-	-	-	-	-	-	-	-	-	-	-
SK	105.9	105.7	103.6	2.1	-	-	-	-	-	-	-	-	-	-	0.2
FI	3,096.6	3,096.6	3,079.6	17.0	-	-	-	-	-	-	-	-	-	-	-
SE	3,710.0	3,710.0	3,710.0	-	-	-	-	-	-	-	-	-	-	-	-
UK	4,892.0	4,892.0	4,892.0	-	-	-	-	-	-	-	-	-	-	-	-
BG	51.8	51.8	51.8	0.0	-	-	-	-	-	-	-	-	-	-	-
RO ¹	286.6	276.7	267.6	9.0	-	-	-	-	-	-	-	-	-	9.9	-
NO	1,753.9	1,753.9	1,753.9	-	-	-	-	-	-	-	-	-	-	-	-

Notes

1 LV & RO: Data refer to 2003. EU-25 includes 2003 data for LV.

2 Some of these values may be estimated (or include estimated values) or be subject to relevant comments. Refer to the detailed country tables in section B.3.

B.2.2 Share of LMP expenditure by type, 2004

i. LMP measures (Categories 2-7)^{1,2}

eurostat	% total expenditure (categories 2-7)														
	18.1 Total	18.2 Transfers to individuals	18.2.1 Periodic cash payments	18.2.2 Lump-sum payments	18.2.3 Reimburse- ments	18.2.4 Reduced social contribs.	18.2.5 Reduced taxes	18.3 Transfers to employers	18.3.1 Periodic cash payments	18.3.2 Lump-sum payments	18.3.3 Reimburse- ments	18.3.4 Reduced social contribs.	18.3.5 Reduced taxes	18.4 Transfers to service providers	18.5 Not specified
EU-25 ¹	:	:	:	:	:	:	:	:	:	:	:	:	:	:	:
EU-15	100.0	23.9	21.1	2.4	0.3	0.2	0.0	39.5	20.1	1.9	0.1	16.1	1.2	31.8	4.7
BE	100.0	23.7	23.3	0.4	0.0	-	-	56.6	50.5	-	-	6.1	-	19.7	-
CZ	100.0	4.4	-	4.4	-	-	-	83.3	58.4	24.9	-	-	-	12.4	-
DK	100.0	41.7	41.7	-	-	-	-	51.8	51.8	-	-	-	-	6.4	-
DE	100.0	36.1	34.9	1.0	0.3	-	-	8.3	8.3	0.0	0.0	-	-	45.4	10.2
EE	100.0	19.5	9.9	9.6	-	-	-	11.8	11.8	-	-	-	-	68.6	-
EL	100.0	30.3	1.6	28.7	-	-	-	6.0	6.0	-	-	-	-	1.0	62.7
ES	100.0	5.2	0.9	4.1	0.2	-	-	68.9	10.9	6.0	-	50.6	1.4	25.9	-
FR	100.0	18.8	16.4	2.2	0.0	0.2	-	65.7	42.3	7.0	-	16.0	0.3	15.5	-
IE	100.0	65.6	55.1	8.8	1.7	-	-	-	-	-	-	-	-	20.2	14.2
IT	100.0	11.8	2.3	8.7	0.3	0.5	-	78.6	-	1.5	-	74.5	2.7	9.6	-
CY	:	:	:	:	:	:	:	:	:	:	:	:	:	:	:
LV ¹	100.0	7.1	7.0	-	0.1	-	-	67.2	62.7	4.5	-	-	-	25.8	-
LT	100.0	11.5	9.3	0.0	2.2	-	-	60.1	50.8	2.1	7.2	-	-	28.5	0.0
LU	:	:	:	:	:	:	:	:	:	:	:	:	:	:	:
HU	100.0	20.2	7.1	12.9	0.1	-	-	79.8	61.4	18.1	-	0.4	-	-	-
MT	:	:	:	:	:	:	:	:	:	:	:	:	:	:	:
NL	100.0	3.2	3.1	-	-	-	0.1	19.6	14.1	-	-	2.7	2.7	77.2	-
AT	100.0	36.7	31.5	-	0.2	5.0	-	29.0	23.4	-	3.6	2.0	-	25.6	8.7
PL	:	:	:	:	:	:	:	:	:	:	:	:	:	:	:
PT	100.0	44.6	37.1	7.6	-	-	-	29.9	10.4	1.1	0.0	18.3	-	25.5	-
SI	:	:	:	:	:	:	:	:	:	:	:	:	:	:	:
SK	100.0	35.6	5.7	29.8	-	-	-	26.0	4.4	21.6	-	-	-	38.4	-
FI	100.0	49.2	43.6	-	5.6	-	-	29.9	29.9	-	-	-	-	20.9	-
SE	100.0	38.8	37.9	0.3	0.5	-	-	51.9	40.1	-	0.5	-	11.3	9.3	-
UK	100.0	0.3	-	0.3	-	-	-	7.2	7.2	-	-	-	-	66.9	25.6
BG	100.0	2.0	1.1	0.7	0.2	-	-	90.3	90.0	0.3	-	-	-	5.2	2.5
RO ¹	100.0	16.2	14.1	2.1	-	-	-	73.3	61.8	-	-	11.5	-	10.5	-
NO	100.0	68.0	60.1	7.9	-	-	-	17.8	17.4	0.5	-	-	-	14.2	-

Notes

1 LV & RO: Data refer to 2003. EU-25 includes 2003 data for LV.

2 Some of these values may be estimated (or include estimated values) or be subject to relevant comments. Refer to the detailed country tables in section B.3.

B.2.2 Share of LMP expenditure by type, 2004 (continued)

ii. LMP supports (Categories 8-9)^{1,2}

EUROSTAT	% total expenditure (categories 8-9)														
	18.1 Total	18.2 Transfers to individuals	18.2.1 Periodic cash payments	18.2.2 Lump-sum payments	18.2.3 Reimburse- ments	18.2.4 Reduced social contribs.	18.2.5 Reduced taxes	18.3 Transfers to employers	18.3.1 Periodic cash payments	18.3.2 Lump-sum payments	18.3.3 Reimburse- ments	18.3.4 Reduced social contribs.	18.3.5 Reduced taxes	18.4 Transfers to service providers	18.5 Not specified
EU-25 ¹	:	:	:	:	:	:	:	:	:	:	:	:	:	:	:
EU-15	100.0	98.3	92.6	2.7	0.2	2.8	-	1.7	1.2	0.1	0.4	0.0	-	0.0	-
BE	100.0	100.0	97.1	2.9	-	-	-	-	-	-	-	-	-	-	-
CZ	100.0	100.0	97.1	2.9	-	-	-	-	-	-	-	-	-	-	-
DK	100.0	100.0	99.1	0.9	-	-	-	-	-	-	-	-	-	-	-
DE	100.0	96.7	94.0	2.8	-	-	-	3.3	3.2	-	0.0	-	-	-	-
EE	100.0	100.0	71.1	25.2	-	3.7	-	-	-	-	-	-	-	-	-
EL	100.0	100.0	86.4	13.6	-	-	-	-	-	-	-	-	-	-	-
ES	100.0	100.0	96.0	2.0	-	2.1	-	0.0	0.0	-	-	-	-	-	-
FR	100.0	99.9	99.9	-	-	-	-	0.1	0.1	-	-	-	-	-	-
IE	100.0	89.6	88.2	1.5	-	-	-	10.4	10.4	-	-	-	-	-	-
IT	100.0	100.0	49.8	17.5	-	32.6	-	0.0	-	-	0.0	-	-	-	-
CY	:	:	:	:	:	:	:	:	:	:	:	:	:	:	:
LV ¹	100.0	100.0	99.0	1.0	-	-	-	-	-	-	-	-	-	-	-
LT	100.0	100.0	78.3	21.7	-	-	-	-	-	-	-	-	-	-	-
LU	100.0	96.7	93.6	3.1	-	-	-	3.3	-	-	3.3	-	-	-	-
HU	100.0	100.0	100.0	-	-	-	-	-	-	-	-	-	-	-	-
MT	:	:	:	:	:	:	:	:	:	:	:	:	:	:	:
NL	100.0	100.0	100.0	-	-	-	-	-	-	-	-	-	-	-	-
AT	100.0	81.8	58.9	-	7.8	15.1	-	18.2	-	-	18.2	-	0.0	-	-
PL	:	:	:	:	:	:	:	:	:	:	:	:	:	:	:
PT	100.0	100.0	98.8	1.2	-	-	-	-	-	-	-	-	-	-	-
SI	:	:	:	:	:	:	:	:	:	:	:	:	:	:	:
SK	100.0	99.8	97.8	2.0	-	-	-	-	-	-	-	-	-	0.2	-
FI	100.0	100.0	99.5	0.5	-	-	-	-	-	-	-	-	-	-	-
SE	100.0	100.0	100.0	-	-	-	-	-	-	-	-	-	-	-	-
UK	100.0	100.0	100.0	-	-	-	-	-	-	-	-	-	-	-	-
BG	100.0	100.0	100.0	0.0	-	-	-	-	-	-	-	-	-	-	-
RO ¹	100.0	96.5	93.4	3.1	-	-	-	-	-	-	-	-	3.5	-	-
NO	100.0	100.0	100.0	-	-	-	-	-	-	-	-	-	-	-	-


Notes

1 LV & RO: Data refer to 2003. EU-25 includes 2003 data for LV.

2 Some of these values may be estimated (or include estimated values) or be subject to relevant comments. Refer to the detailed country tables in section B.3.


B.3.1 LMP expenditure by intervention and by type of action: Belgique/België, 2004

Euro (millions)

 Category, measure number and name		18.1	18.2	18.3	18.4	18.5	Notes
		Total	Transfers to individuals	Transfers to employers	Transfers to service providers	Not specified	
1 - Labour market services							
1	1	Public employment services (Fed, RF, RW, RBC, CG)	576.14	-	-	576.14	-
1.1	12	Vocational integration (RW)	3.60	-	-	3.60	- 1
	30	Regional employment missions (RW)	1.88	-	-	1.88	- 1
	46	Insertion plan for young people (RW)	-	-	-	-	- 2
	50	Partnership for childcare for jobseekers (RBC)	1.11	-	-	1.11	- 1
	54	Pathway to work (RF)	51.71	-	-	51.71	- 1
	58	Crèches facilities (RW)	0.14	-	-	0.14	- 1
	60	Restructuring support programme (retraining units) (RW)	2.11	-	-	2.11	- 1
	65	Re-employment fund (RF)	4.38	-	-	4.38	-
	68	Vocational integration (RBC)	5.58	-	-	5.58	- 1
	77	Vocational guidance (RW)	12.87	-	-	12.87	-
	78	Vocational project contract (RBC)	3.17	-	-	3.17	-
Total category 1 - Labour market services			662.68	-	-	662.68	-
2 - Training							
2.1	3	Encouraging the unemployed to resume studying (Fed)	120.87	120.87	-	-	-
	40	Vocational training (RF)	158.41	-	-	158.41	-
	41	Vocational training (RW)	125.21	-	-	125.21	-
	42	Vocational training (RBC)	29.59	-	-	29.59	-
	43	Vocational training (Fed)	116.55	116.55	-	-	-
	44	Vocational training (CG)	n.s.	-	-	n.s.	-
	64	Language training cheques (RBC)	0.56	0.56	-	-	-
	75	Driving licences grants (RW)	0.39	-	-	0.39	-
2.2	7	Support for the creation, extension and restructuring of enterprises (RW)	3.50	-	-	3.50	-
	13	Training and integration contract (RW)	0.24	0.24	-	-	-
	29	Tutorial (RBC)	0.04	-	0.04	-	-
	67	Support for the creation, extension and restructuring of enterprises (RBC)	-	-	-	-	-
2.3	76	Language immersion grants (RW)	0.52	0.52	-	-	-
2.4	8	Alternance training (Fed)	4.00*	-	4.00*	-	-
	10	Alternance training (RW)	4.40	-	4.40	-	-
Total category 2 - Training			564.28*	238.75	8.44*	317.10	-
3 - Job rotation and job sharing							
Total category 3 - Job rotation and job sharing			-	-	-	-	-
4 - Employment incentives							
4	39	Part-time workers receiving income guarantee allowance (Fed)	192.72	192.72	-	-	-
4.1	17	Recruitment of unemployed persons in the context of economic expansion (RW)	10.15	-	10.15	-	-
	22	Plan +1, +2, +3 (Fed)	60.72	-	60.72	-	-
	26	Relocation allowances for the unemployed (RBC)	0.00	0.00	-	-	-
	28	Transition-to-work subsidy (RBC)	0.32	-	0.32	-	-
	56	Wage-subsidies for integration enterprises (RBC)	-	-	-	-	-
	61	Activa (Fed)	162.00	65.68*	96.32*	-	-
	70	Recruitment of unemployed persons in the context of economic expansion (RBC)	2.59	-	2.59	-	-
	73	Insertion enterprises (RF)	8.04	-	-	8.04	-
Total category 4 - Employment incentives			436.53	258.40*	170.09*	8.04	-
5 - Integration of the disabled							
5	36	Work and rehabilitation for disabled persons (RF, RW, RBC)	312.06	-	171.68*	140.38*	-
Total category 5 - Integration of the disabled			312.06	-	171.68*	140.38*	-

B.3.1 LMP expenditure by intervention and by type of action: Belgique/België, 2004

Euro (millions)


 Category, measure number and name		18.1	18.2	18.3	18.4	18.5	Notes
		Total	Transfers to individuals	Transfers to employers	Transfers to service providers	Not specified	
6 - Direct job creation							
6	66	Social workshops (RF)	27.40	-	-	27.40	-
6.1	14	Third working circuit (RW, RBC)	25.66	25.66	-	-	-
	18	Subsidised contractors (Fed, RF, RW, RBC, CG)	528.11	-	528.11	-	-
	19	Promoting employment in the non-market sector - FBI (Fed, RW, RBC, CG)	113.88	-	113.88	-	-
	63	Support for the promotion of employment (APE) - Market and non-market sectors (RW)	454.43	-	454.43	-	-
6.2	21	Local employment agencies (Fed)	124.17	94.49	-	29.68	-
	27	Transition-to-work scheme (RF)	25.35	-	25.35	-	-
	52	First job agreement in projects of public interest (RBC)	1.28	-	1.28	-	-
	71	Transition-to-work scheme (RBC)	4.86	-	4.86	-	-
	72	Transition-to-work scheme (RW)	19.99	-	19.99	-	-
Total category 6 - Direct job creation			1,325.13	120.15	1,147.90	57.08	-
7 - Start-up incentives							
7	34	Loans for unemployed persons (Fed)	10.79	10.79	-	-	-
	45	Support for the creation and management of enterprises (RBC)	0.19	-	-	0.19	1
Total category 7 - Start-up incentives			10.98	10.79	-	0.19	-
8 - Out-of-work income maintenance and support							
8.1	37	[Component] Unemployment benefit (Fed) - Full UB	5,077.97	5,077.97	-	-	-
8.2	37	[Component] Unemployment benefit (Fed) - Partial UB	404.95	404.95	-	-	-
8.5	37	[Component] Unemployment benefit (Fed) - Bankruptcy compensation	204.43	204.43	-	-	-
Total category 8 - Out-of-work income maintenance and support			5,687.35	5,687.35	-	-	-
9 - Early retirement							
9.1	38	Early retirement by collective agreement (Fed)	1,242.76	1,242.76	-	-	-
Total category 9 - Early retirement			1,242.76	1,242.76	-	-	-

Notes

- 1 Includes ESF contribution.
- 2 Expenditure included in BE-77.

B.3.2 LMP expenditure by intervention and by type of action: Česká republika, 2004

Euro (millions)


 Category, measure number and name		18.1 Total	18.2 Transfers to individuals	18.3 Transfers to employers	18.4 Transfers to service providers	18.5 Not specified	Notes
1 - Labour market services							
1.1	1	33.06	-	-	33.06	-	
	6	0.01	-	-	0.01	-	1
1.2	14	74.46	-	-	74.46	-	
Total category 1 - Labour market services		107.53	-	-	107.53	-	
2 - Training							
2	2	14.74	0.49	-	14.25	-	2
Total category 2 - Training		14.74	0.49	-	14.25	-	
3 - Job rotation and job sharing							
3							
Total category 3 - Job rotation and job sharing		-	-	-	-	-	
4 - Employment incentives							
4.1	19	-	-	-	-	-	3
	7	27.95	-	27.95	-	-	
	9	13.11	-	13.11	-	-	
4.2	18	-	-	-	-	-	3
	4	0.06	-	0.06	-	-	
Total category 4 - Employment incentives		41.12	-	41.12	-	-	
5 - Integration of the disabled							
5.1	12	0.16	0.16	-	-	-	
	16	20.94	-	20.94	-	-	
5.2	5	7.72	-	7.72	-	-	
Total category 5 - Integration of the disabled		28.82	0.16	28.66	-	-	
6 - Direct job creation							
6.2	8	26.13	-	26.13	-	-	
Total category 6 - Direct job creation		26.13	-	26.13	-	-	
7 - Start-up incentives							
7	13	4.37	4.37	-	-	-	
	17	-	-	-	-	-	3
Total category 7 - Start-up incentives		4.37	4.37	-	-	-	
8 - Out-of-work income maintenance and support							
8.1	3	218.38	218.38	-	-	-	4
8.5	10	6.63	6.63	-	-	-	5
Total category 8 - Out-of-work income maintenance and support		225.01	225.01	-	-	-	
9 - Early retirement							
9							
Total category 9 - Early retirement		-	-	-	-	-	

Notes

- 1 Expenditure covers only the costs of subcontracted services. Related staff costs are covered in CZ-1.
- 2 Participants of retraining receive increased unemployment benefits which are recorded in category 8 (CZ-3).
- 3 Measure came into force in 2004 but in practice was not used until 2005.
- 4 Includes benefits paid to persons in retraining (CZ-2).
- 5 Includes social and health insurance contributions paid on behalf of employees.

B.3.3 LMP expenditure by intervention and by type of action: Danmark, 2004


Euro (millions)

 Category, measure number and name		18.1 Total	18.2 Transfers to individuals	18.3 Transfers to employers	18.4 Transfers to service providers	18.5 Not specified	Notes
1 - Labour market services							
1	5	Public employment service	232.72*	-	-	232.72*	-
1.1	17	Short guidance and skills qualification programs	91.02*	-	-	91.02*	-
Total category 1 - Labour market services		323.74*	-	-	323.74*	-	
2 - Training							
2.1	8	Education and training	726.81*	534.43*	-	192.38*	-
	9	Specially arranged activation	228.77*	228.77*	-	-	-
	33	Education of immigrants	72.27*	72.27*	-	-	-
2.4	31	Adult apprenticeship support	33.31	-	33.31	-	-
Total category 2 - Training		1,061.16*	835.47*	33.31	192.38*	-	
3 - Job rotation and job sharing							
3							
Total category 3 - Job rotation and job sharing		-	-	-	-	-	
4 - Employment incentives							
4.1	6	Wage subsidies	697.85*	-	697.85*	-	-
	7	Practical work training in enterprises	157.68*	-	157.68*	-	-
	26	Servicejobs	49.17	-	49.17	-	-
Total category 4 - Employment incentives		904.69*	-	904.69*	-	-	
5 - Integration of the disabled							
5.1	30	Support of disabled	25.59	-	25.59	-	-
5.2	21	Flex jobs, including flex jobs for self-employed	427.55	-	427.55	-	-
	22	Wage subsidies for persons, who receive early retirement pension (formely known as light jobs)	22.06	-	22.06	-	-
5.3	20	Rehabilitation	481.35	345.25	136.10	-	-
	28	Pre-rehabilitation	66.09	66.09	-	-	-
Total category 5 - Integration of the disabled		1,022.63	411.34	611.30	-	-	
6 - Direct job creation							
6.2	10	Voluntary unpaid activities	0.22*	0.22*	-	-	-
Total category 6 - Direct job creation		0.22*	0.22*	-	-	-	
7 - Start-up incentives							
7							
Total category 7 - Start-up incentives		-	-	-	-	-	
8 - Out-of-work income maintenance and support							
8.1	2	Social assistance (unemployment)	551.73*	551.73*	-	-	-
	29	Unemployment allowance	162.39	162.39	-	-	-
8.5	25	Wage earners guarantee fund	45.70	45.70	-	-	-
Mixed	1	Unemployment Insurance	3,063.66	3,063.66	-	-	-
Total category 8 - Out-of-work income maintenance and support		3,823.48*	3,823.48*	-	-	-	
9 - Early retirement							
9.2	3	Transitional allowance	130.14	130.14	-	-	-
	24	Early retirement pay, from unemployment	1,277.30*	1,277.30*	-	-	-
	32	Flex allowance	13.24	13.24	-	-	-
Total category 9 - Early retirement		1,420.68*	1,420.68*	-	-	-	

Notes


B.3.4 LMP expenditure by intervention and by type of action: Deutschland, 2004

Euro (millions)

 Category, measure number and name			18.1 Total	18.2 Transfers to individuals	18.3 Transfers to employers	18.4 Transfers to service providers	18.5 Not specified	Notes
1 - Labour market services								
1.1	35	Counselling and placement assistance	151.33	151.33	-	-	-	
	38	[Component] Immediate Action Programme against youth unemployment - Assistance during employment, social services, projects for establishing joint training systems	13.42	-	-	13.42	-	1,2
	43	Placement voucher	74.69	-	-	74.69	-	
	47	Placement by third parties by order of PES	179.78	-	-	179.78	-	
	62	[Component] Job market services (Länder) - Information services	67.79*	-	n.s.	67.79*	-	2,3
	62	[Component] Job market services (Länder) - Individual case-management	125.35*	-	n.s.	125.35*	-	2,3
	63	[Component] Administrative expenditure of the federal agency for work (Bundesagentur für Arbeit) - Information Services (Administration Costs)	767.80	-	-	767.80	-	4
	63	[Component] Administrative expenditure of the federal agency for work (Bundesagentur für Arbeit) - Individual Case Management (Administration Costs)	1,217.20	-	-	1,217.20	-	4
	64	Assessment of chances (Profiling)	-	-	-	-	-	4
	65	Specialised integration services	44.47	-	-	44.47	-	
	66	Intensive vocational guidance	2.68	-	-	2.68	-	
	67	Integration agreement	-	-	-	-	-	4
	69	Socio-pedagogical services for preparatory training	0.45	-	-	0.45	-	
1.2	38	[Component] Immediate Action Programme against youth unemployment - Public relations and accompanying research	0.05	-	-	0.05	-	1,2
	62	[Component] Job market services (Länder) - Other services	1,221.62*	-	n.s.	1,221.62*	-	2,3
	63	[Component] Administrative expenditure of the federal agency for work (Bundesagentur für Arbeit) - Administration of active measures	890.60	-	-	890.60	-	4
	63	[Component] Administrative expenditure of the federal agency for work (Bundesagentur für Arbeit) - Administration of measures in category 8-9	1,253.90	-	-	1,253.90	-	4
	63	[Component] Administrative expenditure of the federal agency for work (Bundesagentur für Arbeit) - Other administration costs	400.50	-	-	400.50	-	4
Total category 1 - Labour market services			6,411.62*	151.33	-	6,260.28*	-	


B.3.4 LMP expenditure by intervention and by type of action: Deutschland, 2004

Euro (millions)

 Category, measure number and name		18.1	18.2	18.3	18.4	18.5	Notes
		Total	Transfers to individuals	Transfers to employers	Transfers to service providers	Not specified	
2 - Training							
2	54	424.25*	:	:	:	424.25	2,3
	55	739.61*	:	:	:	739.61	2,3
2.1	6	503.18	-	-	503.18	-	5,6
	11	650.68	217.21	-	433.47	-	
	12	3,616.33	2,176.13	:	1,440.20	0.00	
	20	1.02	-	1.02	-	-	1
	26	99.55	-	-	99.55	-	5,7
	27	156.51	156.51	-	-	-	
	31	162.69	162.69	-	-	-	2
	38	75.90	31.93	-	43.98	-	1,2
	44	20.20	-	20.20	-	-	
	53	24.11	-	-	24.11	-	
	70	3.37	-	3.37	-	-	
2.3	38	38.28	-	-	38.28	-	1,2
2.4	19	1,100.10	-	-	1,100.10	-	
	34	344.75	344.75	-	-	-	
	38	70.85	-	-	70.85	-	1,2
	71	2.04	-	2.04	-	-	
Total category 2 - Training		8,033.43*	3,089.22	26.63	3,753.72	1,163.86	
3 - Job rotation and job sharing							
3.1	46	19.16	-	19.16	-	-	
3	56	10.02*	:	:	:	10.02	2,3
Total category 3 - Job rotation and job sharing		29.17*	-	19.16	-	10.02	
4 - Employment incentives							
4.1	7	222.63	222.63	-	-	-	
	8	2.25	2.25	-	-	-	
	16	158.08	-	158.08	-	-	
	18	912.22	-	912.22	-	-	
	38	128.96	0.95	128.01	-	-	1,2
	45	10.51	10.51	-	-	-	1,2
	48	350.50	-	-	350.50	-	
	52	22.09	22.09	-	-	-	
	57	60.30*	:	:	:	60.30	2,3
Total category 4 - Employment incentives		1,867.54*	258.43	1,198.31	350.50	60.30	
5 - Integration of the disabled							
5	58	56.36*	:	:	:	56.36	2,3
5.1	23	294.74	-	294.74	-	-	
5.3	13	2,894.55	748.60	30.67	2,115.28	-	
Total category 5 - Integration of the disabled		3,245.65*	748.60	325.41	2,115.28	56.36	

B.3.4 LMP expenditure by intervention and by type of action: Deutschland, 2004

Euro (millions)


 Category, measure number and name		18.1	18.2	18.3	18.4	18.5	Notes
		Total	Transfers to individuals	Transfers to employers	Transfers to service providers	Not specified	
6 - Direct job creation							
6	59	Direct creation of additional jobs (Länder)	482.43*	:	:	482.43	2,3
6.2	21	Support for job-creation measures (ABMs)	1,212.30	-	-	1,212.30	-
	22	Support for structural adjustment measures	398.75	-	-	398.75	-
	38	[Component] Immediate Action Programme against youth unemployment - Qualification and job creation schemes	109.93	-	-	109.93	- 1,2
	42	Employment generating promotion of the infrastructure	48.88	-	-	48.88	-
	50	"Jump Plus": Special programme aimed at getting unemployed youths into work or training	152.48	-	-	152.48	-
	51	Special programme: "Work for the long-term unemployed" ("AFL")	401.45	-	-	401.45	-
	68	Job opportunities	46.05	-	-	46.05	-
Total category 6 - Direct job creation			2,852.26*	-	-	2,369.84	482.43
7 - Start-up incentives							
7	9	Bridging allowance	1,746.24	1,746.24	-	-	-
	49	Business start-up subsidy	980.49	980.49	-	-	-
	60	Incentives to start up businesses (Länder)	159.81*	:	:	159.81	2,3
Total category 7 - Start-up incentives			2,886.54*	2,726.73	-	-	159.81
8 - Out-of-work income maintenance and support							
8.1	1	Unemployment benefit	29,061.20	29,061.20	-	-	-
	3	Unemployment assistance	18,757.91	18,757.91	-	-	-
	29	Integration assistance for new resettlers, persons having right of asylum and quota refugees	151.21	151.21	-	-	-
8.2	14	Short-time working allowance	674.25	-	674.25	-	- 8
	15	[Component] Promotion of year-round employment in construction - Cost-increase winter allowance	106.78	106.78	-	-	-
	15	[Component] Promotion of year-round employment in construction - Bad weather allowance from the 31st hour, Additional winter allowance, refund of social contributions	109.95	86.07	23.88	-	-
8.3	2	Part-time unemployment benefit	2.28	2.28	-	-	-
8.5	4	Bankruptcy compensation payment	1,423.23	1,423.23	-	-	-
Total category 8 - Out-of-work income maintenance and support			50,286.81	49,588.69	698.12	-	-
9 - Early retirement							
9.1	24	Support of part-time employment for older employees	985.75	5.62*	980.13*	-	-
Total category 9 - Early retirement			985.75	5.62*	980.13*	-	-

Notes

- 1 Measure coming to an end.
- 2 Includes ESF contribution.
- 3 Länder data refer to 2003.
- 4 Expenditure of DE-64 and DE-67 (category 1.1.2) are included in DE-63
- 5 Costs of training courses only.
- 6 Participants may at the same time receive benefits recorded in category 8.
- 7 Income support allowances paid at the same time are recorded in measure DE-29 (category 8).
- 8 Short-time working allowance is paid to the employer who then pays eligible employees.

B.3.5 LMP expenditure by intervention and by type of action: Eesti, 2004

Euro (millions)


 Category, measure number and name		18.1 Total	18.2 Transfers to individuals	18.3 Transfers to employers	18.4 Transfers to service providers	18.5 Not specified	Notes
1 - Labour market services							
1.1	1 Placement by public employment services	2.20	-	-	2.20	-	1,2
	2 Vocational guidance	-	-	-	-	-	3
Total category 1 - Labour market services		2.20	-	-	2.20	-	
2 - Training							
2.1	3 Labour market training	3.00	0.34	-	2.66	-	2
Total category 2 - Training		3.00	0.34	-	2.66	-	
3 - Job rotation and job sharing							
	3						
Total category 3 - Job rotation and job sharing		-	-	-	-	-	
4 - Employment incentives							
4.1	5 Employment subsidy to employer	0.46	-	0.46	-	-	2
Total category 4 - Employment incentives		0.46	-	0.46	-	-	
5 - Integration of the disabled							
	5						
Total category 5 - Integration of the disabled		-	-	-	-	-	
6 - Direct job creation							
6.2	6 Community placement	0.04*	0.04*	-	-	-	4
Total category 6 - Direct job creation		0.04*	0.04*	-	-	-	
7 - Start-up incentives							
7	4 Employment subsidy to unemployed to start business	0.37	0.37	-	-	-	2
Total category 7 - Start-up incentives		0.37	0.37	-	-	-	
8 - Out-of-work income maintenance and support							
8.1	7 [Component] Unemployment benefits - Unemployment insurance benefit	8.25	8.25	-	-	-	5
	7 [Component] Unemployment benefits - State unemployment benefit	4.13	4.13	-	-	-	5
8.4	9 Benefit upon collective termination of employment contracts	1.97	1.97	-	-	-	
8.5	10 Benefits upon insolvency of employer	2.21	2.21	-	-	-	
Total category 8 - Out-of-work income maintenance and support		16.55	16.55	-	-	-	
9 - Early retirement							
	9						
Total category 9 - Early retirement		-	-	-	-	-	

Notes

- 1 EE-1 covers all administrative expenditure of the Estonian Labour Market Board and local employment offices.
- 2 Includes ESF contribution.
- 3 Expenditure of EE-2 is included under EE-1.
- 4 Estimations are based on number of hours of participation on community placement and minimal fee paid to participants who don't receive unemployment benefit (fee is 8,25 EEK per hour)
- 5 Includes social contributions paid on behalf of beneficiaries.


B.3.6 LMP expenditure by intervention and by type of action: Ελλάδα (Elláda), 2004

Euro (millions)

 Category, measure number and name		18.1 Total	18.2 Transfers to individuals	18.3 Transfers to employers	18.4 Transfers to service providers	18.5 Not specified	Notes
1 - Labour market services							
1	32 Individualized Approach Services (OAED)	13.43	-	-	13.43	-	1
1.1	31 Counselling - Vocational guidance	17.61*	-	-	17.61*	-	1,2
	62 Integrated Interventions in Favour of Women	4.20*	:	:	:	4.20*	1,3
Total category 1 - Labour market services		35.24*	-	-	31.04*	4.20*	
2 - Training							
2	69 [Component] Integrated intervention programme -	14.41*	:	:	:	14.41*	1,4
2.1	37 Training for unemployed seamen (Ministry of Merchant Marine)	4.85	1.98	-	2.87	-	1
	64 Alternating vocational training programme within the framework of integrated interventions	0.77	0.49	0.29	-	-	1
	8 Continuous vocational training programme	0.48	0.48	-	-	-	1
2.3	33 Continuous vocational training programs for the unemployed (Ministry of Labour - KEK)	21.80*	21.80*	-	-	-	1
	6 Alternating vocational training programme	1.86	1.05	0.81	-	-	1
	70 Training on environmental protection and management	7.15*	7.15*	-	-	-	1
Total category 2 - Training		51.31*	32.95*	1.09	2.87	14.41*	
3 - Job rotation and job sharing							
3							
Total category 3 - Job rotation and job sharing		-	-	-	-	-	
4 - Employment incentives							
4.1	51 Stage programme for the promotion of Employment to the Information Society	5.45*	:	:	:	5.45*	1,4
	63 Programme New Jobs for the unemployed (L.A.E.K.) in 13 prefectures	n.s.	-	n.s.	-	-	
	65 Stage programme in the health and welfare sector	4.40*	:	:	:	4.40*	4
	66 Programme new jobs for the unemployed aged 18-30 years old	1.29*	-	1.29*	-	-	1,4
	67 Stage programme for unemployed women 18-65 years old	0.83*	:	:	:	0.83*	4
	68 Stage programme in the Organising Committee of the Olympic Games - Athens 2004	13.55	:	:	:	13.55	1,5
	69 [Component] Integrated intervention programme -	14.41*	:	:	:	14.41*	1,4
	75 Stage programme for the private sector	16.00*	:	:	:	16.00*	
	9 Programme New Jobs for the unemployed (OAED)	14.10	-	14.10	-	-	1
Total category 4 - Employment incentives		70.03*	-	15.39*	-	54.64*	
5 - Integration of the disabled							
5.1	60 Programme for the subsidized employment of special social groups	28.95	:	:	:	28.95	
	73 Programme for the subsidized employment of special social groups - ESF	3.09	:	:	:	3.09	1
5.3	1 Training programs for people with mental retardation	0.31	0.31	-	-	-	
	42 Combating exclusion from the labour market for specific social groups with reduced mobility etc	21.92*	21.92*	-	-	-	1,4
Total category 5 - Integration of the disabled		54.27*	22.22*	-	-	32.05	
6 - Direct job creation							
6							
Total category 6 - Direct job creation		-	-	-	-	-	

B.3.6 LMP expenditure by intervention and by type of action: Ελλάδα (Ελλάδα), 2004

Euro (millions)


 Category, measure number and name			18.1 Total	18.2 Transfers to individuals	18.3 Transfers to employers	18.4 Transfers to service providers	18.5 Not specified	Notes
7 - Start-up incentives								
7	10	Promotion of self-employment for new entrepreneurs and creation of new enterprises	28.70	28.70	-	-	-	1
	69	[Component] Integrated intervention programme -	14.41*	:	:	:	14.41*	1,4
	74	Subsidy Programme of New Professionals in the sectors of Culture and Environment	58.05*	:	:	:	58.05*	1,4
Total category 7 - Start-up incentives			101.16*	28.70	-	-	72.46*	
8 - Out-of-work income maintenance and support								
8.1	22	Unemployment benefit	638.73	638.73	-	-	-	
	23	Special unemployment assistance for those exceeding the unemployment benefit period	0.29	0.29	-	-	-	
	24	Special assistance following a trimester of registered unemployment	-	-	-	-	-	6
	27	National System of Protection from Unemployment - ESPA (Benefit for young unemployed)	1.54	1.54	-	-	-	
	28	Special assistance for ex offenders	1.04	1.04	-	-	-	
	29	Special assistance for former political refugees and repatriated	-	-	-	-	-	6
	71	Assistance for long term unemployed	5.77	5.77	-	-	-	
8.2	58	Special seasonal assistance	102.07	102.07	-	-	-	
Total category 8 - Out-of-work income maintenance and support			749.43	749.43	-	-	-	
9 - Early retirement								
9								
Total category 9 - Early retirement			-	-	-	-	-	

Notes

- 1 Includes ESF contribution.
- 2 Data refer to 2002.
- 3 Data refer to estimated budget.
- 4 Data refer to 2003.
- 5 Total expenditure over the program period 2003-4.
- 6 Expenditure included as part of unemployment benefits (EL-22).


B.3.7 LMP expenditure by intervention and by type of action: España, 2004

Euro (millions)

		Category, measure number and name	18.1 Total	18.2 Transfers to individuals	18.3 Transfers to employers	18.4 Transfers to service providers	18.5 Not specified	Notes
1 - Labour market services								
1.1	28	Managing placement, vocational guidance and retraining	113.42	-	-	113.42	-	
	48	Managing placement, vocational guidance and retraining (measure ES-28-regions)	25.66	-	-	25.66	-	1
1.2	56	Administration of active measures	96.77	-	-	96.77	-	
	57	Administration of benefits	159.39	-	-	159.39	-	
Total category 1 - Labour market services			395.24	-	-	395.24	-	
2 - Training								
2.1	8	National plan for vocational training and integration (Plan FIP)	684.99	30.30	-	654.69	-	2
	35	National plan for vocational training and integration (Plan FIP, measure ES-8-regions)	76.86	-	-	76.86	-	1
2.4	9	Scheme for workshop schools and youth training centres (ET y CO)	255.23	9.70*	-	245.53*	-	2
	49	Scheme for workshop schools and youth training centres (ET y CO, measure ES-9-regions)	8.42	-	-	8.42	-	1
Total category 2 - Training			1,025.49	40.00*	-	985.50*	-	
3 - Job rotation and job sharing								
3.1	17	Temporary work to replace workers during maternity leave, adoption and childcare	69.74	-	69.74	-	-	
	41	Temporary work to replace maternity leavers, adoption, etc. (measure ES-17-regions)	0.53	-	0.53	-	-	1
Total category 3 - Job rotation and job sharing			70.27	-	70.27	-	-	
4 - Employment incentives								
4.1	11	Open ended employment contracts for the unemployed	449.65	-	449.65	-	-	2
	12	Open ended employment contracts for persons aged over 45	744.37	-	744.37	-	-	2
	15	Conversion of apprenticeship, training, replacement and substitution contracts into permanent contracts	681.22	-	681.22	-	-	2
	29	Support for domestic migration	2.23*	2.23*	-	-	-	3
	36	Open ended employment contracts for the unemployed (measure ES-11-regions)	54.91	-	54.91	-	-	1
	37	Open ended employment contracts for persons aged over 45 (measure ES-12-regions)	9.66	-	9.66	-	-	1
	39	Conversion of apprenticeship, training and substitution contracts into permanent contracts (measure ES-15-regions)	28.12	-	28.12	-	-	1
Total category 4 - Employment incentives			1,970.16*	2.23*	1,967.93	-	-	
5 - Integration of the disabled								
5.1	13	Open ended contracts for the disabled	293.62	-	293.62	-	-	2
	16	Temporary contracts for the disabled	26.84	-	26.84	-	-	
	25	Integration of the disabled through self-employment	1.64	1.64	-	-	-	2
	38	Open ended employment contracts for the disabled (measure ES-13-regions)	1.19	-	1.19	-	-	1
	40	Temporary contracts for the disabled (measure ES-16-regions)	1.85	-	1.85	-	-	1
	46	Integration of the disabled through self-employment (measure ES-25-regions)	0.03	-	0.03	-	-	1
5.2	3	Support for employment in special employment centres	237.51	-	237.51	-	-	
	34	Support for employment in special employment centres (measure ES-3-regions)	29.81*	-	29.81*	-	-	1,3
5.3	14	Training contracts for the disabled	0.62	-	0.62	-	-	
Total category 5 - Integration of the disabled			593.10*	1.64	591.46*	-	-	

B.3.7 LMP expenditure by intervention and by type of action: España, 2004

Euro (millions)


		Category, measure number and name	18.1 Total	18.2 Transfers to individuals	18.3 Transfers to employers	18.4 Transfers to service providers	18.5 Not specified	Notes
6 - Direct job creation								
6.2	18	Collaboration between SPEE and public or private non-profit entities for contracting unemployed people	286.10	-	286.10*	-	-	
	19	Promotion of agricultural employment in Andalucía, Extremadura and under-developed rural areas	180.06	-	180.06*	-	-	
	31	Employment workshops	207.98	-	-	207.98	-	2
	42	Collaboration between SPEE and public or private non-profit entities for contracting unemployed people (measure ES-18-regions)	1.52	-	1.52	-	-	1
	52	Promotion of agricultural employment in under-developed rural areas (measure ES-19-regions)	1.57	-	1.57	-	-	1
Total category 6 - Direct job creation			677.23	-	469.24*	207.98	-	
7 - Start-up incentives								
7	20	Capitalisation of unemployment benefits	80.51	80.51*	-	-	-	
	21	Promotion of self-employment	69.47	69.47*	-	-	-	2
	22	Financial aid for the integration of returning emigrants	2.42	2.42	-	-	-	
	23	Promotion of employment in co-operatives	15.36	15.36	-	-	-	2
	24	Promotion of local employment initiatives	70.96	-	70.96*	-	-	2
	43	Promotion of self-employment (measure ES-21-regions)	37.70	27.92	9.78	-	-	1
	44	Promotion of employment in co-operatives (measure ES-23-regions)	4.05	-	2.25	1.81	-	1
	45	Promotion of local employment initiatives (measure ES-24-regions)	0.24	-	0.06	0.19	-	1
Total category 7 - Start-up incentives			280.71	195.68*	83.04*	1.99	-	
8 - Out-of-work income maintenance and support								
8.1	5	Contributory unemployment benefit	9,022.49	9,022.49	-	-	-	
	6	Unemployment assistance	1,960.99	1,960.99*	-	-	-	
	7	Assistance for unemployed casual agricultural workers (Agrarian income)	885.15	885.15*	-	-	-	
	32	Active jobseeker's back-to-work allowance	163.43	163.43	-	-	-	
8.2	4	Partial unemployment benefits (contributory)	40.49	40.49	-	-	-	
8.5	30	Bankruptcy compensation	244.66	244.66	-	-	-	
Total category 8 - Out-of-work income maintenance and support			12,317.21	12,317.21*	-	-	-	
9 - Early retirement								
9.1	26	Early retirement with substitution by another worker	1.36*	1.36*	-	-	-	
	27	Replacement contracts	118.24*	118.24*	-	-	-	
	47	Early retirement with substitution by another worker (measure ES-26-regions)	0.30	0.18	0.12	-	-	1
	53	Replacement contracts (measure ES-27-regions)	0.06	-	0.06	-	-	1
9.2	2	Early retirement allowance	103.63	103.63*	-	-	-	
	33	Early retirement allowance (measure ES-2-regions)	1.29*	1.29*	-	-	-	1,3
Total category 9 - Early retirement			224.88*	224.70*	0.18	-	-	

Notes

- 1 Data are incomplete for some of the autonomous regions.
- 2 Includes ESF contribution.
- 3 Data refer to 2003.


B.3.8 LMP expenditure by intervention and by type of action: France, 2004

Euro (millions)

 Category, measure number and name		18.1 Total	18.2 Transfers to individuals	18.3 Transfers to employers	18.4 Transfers to service providers	18.5 Not specified	Notes
1 - Labour market services							
1.1	42	National employment agency (ANPE)	1,405.20	-	-	1,405.20	- 1,2
	43	Managerial employment agency (APEC)	92.60	-	-	92.60	-
	44	Local centres, permanent reception, information and advisory services (PAIO)	149.62	-	-	149.62	- 2
	45	Retraining units	33.57	-	-	33.57	-
	53	Personalised services of ANPE	575.23*	-	-	575.23*	-
	54	Job search workshops (ANPE)	48.87*	-	-	48.87*	-
	55	Appraisal services of ANPE	35.54*	-	-	35.54*	-
	56	Support services of ANPE	1.86*	-	-	1.86*	-
	57	Guidance and monitoring services of AFPA	99.61	-	-	99.61	- 2
	58	Pathway to jobs (TRACE)	47.63	2.09	-	45.54	- 2
	74	Cap Emploi (AGEFIPH)	57.50	-	-	57.50	-
1.2	73	Administrative costs of UNEDIC	1,498.06	-	-	1,498.06	-
Total category 1 - Labour market services		4,045.28*	2.09	-	4,043.19*	-	
2 - Training							
2	18	Training allowance - public system	355.94	355.94	-	-	- 3
	63	Back-to-work support - training allowance (AREF)	1,048.91	1,048.91	-	-	- 4
	64	Training support (PARE)	132.03	132.03	-	-	-
2.1	10	Courses offered by the Association for Adult Vocational Training (AFPA)	794.70	170.95	-	623.76	- 5
	11	Courses for specific groups (IRILL)	18.37	-	-	18.37	- 2
	13	Adult training courses organised by the regions	470.49	153.19	-	317.30	- 5
	14	Courses for admission to enterprises	3.31	-	-	3.31	- 2
	15	Individual training-for-employment and integration courses (SIFE)	6.62	-	-	6.62	- 5
	16	Group training-for-employment and integration courses (SIFE)	107.41	-	-	107.41	- 2,5
	70	Training agreements (PARE)	99.45	-	-	99.45	-
2.2	20	FNE conventions on training and retraining	4.62	-	2.34	2.28	- 2
2.3	9	Courses for young job-seekers (State + regions)	690.94	214.71	-	476.23	- 2,5
	71	Training actions prior to recruitment (AFPE/PARE)	25.17	-	25.17	-	-
2.4	22	Exemptions and subsidies for recruitment of apprentices	1,324.39	-	1,324.39	-	- 6
Total category 2 - Training		5,082.35	2,075.72	1,351.90	1,654.72	-	
3 - Job rotation and job sharing							
3							
Total category 3 - Job rotation and job sharing		-	-	-	-	-	
4 - Employment incentives							
4.1	24	Qualification contracts (alternance training)	333.23	-	333.23	-	-
	25	Orientation contracts (alternance training)	3.81	-	3.81	-	-
	26	Employment-initiative contract (CIE)	577.57	-	571.06	6.51	- 2
	28	Exemption from social charges for recruitment of the 1st to 50th employee in ZRR and ZRU areas	3.25	-	3.25	-	- 7
	32	Degrressive temporary allowance	13.02	13.02	-	-	-
	36	Economic integration enterprises	152.37	-	142.49	9.88	- 2
	37	Intermediary associations	110.57	-	102.34	8.23	- 2
	60	Adult qualification contracts	18.11	-	18.11	-	-
	61	Enterprises providing temporary work for integration purposes	9.06	-	-	9.06	-
	65	Degrressive support to employer (PARE)	103.94	-	103.94	-	-
	66	Mobility support (PARE)	29.16	29.16	-	-	-
	67	Youth employment contract	268.51	-	268.51	-	-
	76	Professionalisation contract	0.80	-	0.80	-	- 8
4.2	33	Retraining leave	7.75	7.16	-	0.60	- 2
Total category 4 - Employment incentives		1,631.15	49.33	1,547.54	34.28	-	

B.3.8 LMP expenditure by intervention and by type of action: France, 2004

Euro (millions)


		Category, measure number and name	18.1 Total	18.2 Transfers to individuals	18.3 Transfers to employers	18.4 Transfers to service providers	18.5 Not specified	Notes
5 - Integration of the disabled								
5.1	49	Aid granted by the Association for the vocational integration of the disabled (AGEFIPH)	343.80	63.50	135.70	144.60	-	
5.2	47	Income guarantee for disabled workers (CAT)	870.19	-	870.19	-	-	
	48	Sheltered workshops for the disabled	190.33	-	189.91	0.42	-	
Total category 5 - Integration of the disabled			1,404.32	63.50	1,195.79	145.02	-	
6 - Direct job creation								
6.2	39	Community work contract (CES)	921.16	-	916.21	4.95	-	2
	40	Funded-employment contract (CEC)	1,195.72	-	1,189.29	6.43	-	2
	46	Jobs for young people	1,674.21	-	1,660.68	13.53	-	
Total category 6 - Direct job creation			3,791.09	-	3,766.18	24.91	-	
7 - Start-up incentives								
7	38	Aid for the unemployed setting-up or rescuing a company	20.38*	20.38*	-	-	-	9
	38bis	Consultancy cheque-book for business creation	8.88	8.88	-	-	-	2
	59	Support for new business development	30.99	29.60	-	1.39	-	
Total category 7 - Start-up incentives			60.26*	58.87*	-	1.39	-	
8 - Out-of-work income maintenance and support								
8.1	1	Single degressive allowance / Back-to-work support allowance (Unemployment insurance system)	24,499.43	24,499.43	-	-	-	
	2	Integration allowance (Solidarity scheme)	180.64	180.64	-	-	-	
	3	Specific solidarity allowance (Solidarity scheme)	1,946.75	1,946.75	-	-	-	
	72	Pension equivalent allowance (Solidarity scheme)	372.09	372.09	-	-	-	
8.2	4	Partial unemployment	20.67	-	20.67	-	-	
Total category 8 - Out-of-work income maintenance and support			27,019.59	26,998.92	20.67	-	-	
9 - Early retirement								
9.1	8	Job-substitution allowance	167.95	167.95	-	-	-	10
	34	Phased early retirement	406.65	406.65	-	-	-	
9.2	6	FNE special redundancy allowance	435.50	435.50	-	-	-	
	62	Early retirement for special groups of employees (CATS)	292.35	292.35	-	-	-	
Total category 9 - Early retirement			1,302.45	1,302.45	-	-	-	

Notes

- 1 Operational budget of ANPE (excluding investment) less costs of services included in category 1 (measures FR-53 to FR-56), plus UNEDIC's participation.
- 2 Includes ESF contribution.
- 3 Corresponds to training allowances for participants in other training measures (FR-9 to FR-16) and who are ineligible for training allowances from the unemployment insurance scheme.
- 4 Training allowances paid to persons participating to different training programmes (FR-64, 70, 71, as well as FR-9 to FR-16).
- 5 Transfers to individuals (training allowances) are incomplete in respect of individual measures because some allowances are paid through measures FR-63 or FR-18.
- 6 Expenditure only covers amounts paid in respect of apprenticeship contracts for low-qualified youth (78% of all contracts).
- 7 Total underestimated: some payments will only be paid in 2005.
- 8 New measure (started in October 2004).
- 9 Expenditure underestimated: the total amount of revenue foregone through exemptions to social contributions is not known.
- 10 Measure coming to an end.


B.3.9 LMP expenditure by intervention and by type of action: Ireland, 2004

Euro (millions)

 Category, measure number and name		18.1 Total	18.2 Transfers to individuals	18.3 Transfers to employers	18.4 Transfers to service providers	18.5 Not specified	Notes
1 - Labour market services							
1.1	9	2.41*	-	-	2.41*	-	1
	15	6.56	0.33	-	6.22	-	2
	22	37.81	-	-	37.81	-	2
	36	19.77	0.10	-	19.67	-	2
	55	0.43	0.00	-	0.43	-	
1.2	57	168.44	-	-	168.44	-	2,3
	58	67.82	-	-	67.82	-	2
Total category 1 - Labour market services		303.24*	0.43	-	302.81*	-	
2 - Training							
2	45	18.24	17.30	-	0.94	-	2
2.1	10	44.16	44.16	-	-	-	
	35	60.35	:	:	:	60.35	2
	38	15.14	9.97	-	5.18	-	2
	39	35.78	24.27	-	11.51	-	2
	43	2.85	1.73	-	1.12	-	2
2.2	42	1.05	0.82	-	0.23	-	2
2.3	34	43.17	:	:	:	43.17	
	40	14.26	10.43	-	3.83	-	2
	41	33.98	10.40	-	23.58	-	2
Total category 2 - Training		268.98	119.08	-	46.38	103.52	
3 - Job rotation and job sharing							
Total category 3 - Job rotation and job sharing		-	-	-	-	-	
4 - Employment incentives							
4.1	4	65.71	65.71	-	-	-	4
	5	n.s.	-	n.s.	-	-	
	7	1.24	1.24	-	-	-	
	47	39.40	-	-	39.40	-	2
Total category 4 - Employment incentives		106.35	66.96	-	39.40	-	
5 - Integration of the disabled							
5.1	52	6.48	-	n.s.	6.48	-	
	53	3.14	-	n.s.	3.14	-	
5.3	51	42.41	17.00	-	25.40	-	
Total category 5 - Integration of the disabled		52.02	17.00	-	35.02	-	
6 - Direct job creation							
6.2	23	263.95	240.76	-	23.19	-	
	37	39.06	35.55	-	3.51	-	2
Total category 6 - Direct job creation		303.01	276.31	-	26.70	-	
7 - Start-up incentives							
7	3	-	-	-	-	-	4
Total category 7 - Start-up incentives		-	-	-	-	-	
8 - Out-of-work income maintenance and support							
8.1	1	465.54	465.54	-	-	-	
	2	613.82	613.82	-	-	-	
8.4	49	152.23	14.33	137.90	-	-	
8.5	50	5.51	5.51	-	-	-	
Total category 8 - Out-of-work income maintenance and support		1,237.10	1,099.20	137.90	-	-	

B.3.9 LMP expenditure by intervention and by type of action: Ireland, 2004

Euro (millions)


 Category, measure number and name	18.1 Total	18.2 Transfers to individuals	18.3 Transfers to employers	18.4 Transfers to service providers	18.5 Not specified	Notes
9 - Early retirement						
9.2 12 Pre-retirement allowance	94.73	94.73	-	-	-	
Total category 9 - Early retirement	94.73	94.73	-	-	-	

Notes

- 1 Salary costs of 46 job facilitators and 10 regional co-ordinators, who operate in 34 locations around the country.
- 2 Includes ESF contribution.
- 3 Total expenditure of FÁS less all costs related to the provision of FÁS programmes and services that are identified separately in categories 1-7.
- 4 Total expenditure on Back to Work Allowances (Employees and Enterprise) is shown under IE-4.


B.3.10 LMP expenditure by intervention and by type of action: Italia, 2004

Euro (millions)

 Category, measure number and name		18.1	18.2	18.3	18.4	18.5	Notes
		Total	Transfers to individuals	Transfers to employers	Transfers to service providers	Not specified	
1 - Labour market services							
1	121	PES - staff expenditure	304.00*	-	-	304.00*	-
	122	ESF 2000-2006 - actions aimed at improving the PES	153.58	-	-	153.58	- 1
	123	Improvement of public employment services	51.65	-	-	51.65	-
	124	Information system for work and labour exchange (SIL)	2.96	-	-	2.96	-
1.1	100	ESF Cofinanced Actions 2000-2006 - Counselling	84.18	-	-	84.18	- 1
Total category 1 - Labour market services			596.37*	-	-	596.37*	-
2 - Training							
2	103	ESF Cofinanced Actions 2000-2006 - Training for reintegration into work	35.65	-	-	35.65	- 1
	104	ESF Cofinanced Actions 2000-2006 - Training post compulsory education and post diploma	452.61	-	-	452.61	- 1
	105	ESF Cofinanced Actions 2000-2006 - Training voucher	23.25	23.25	-	-	- 1
	118	Training interventions financed by the solidarity fund for the credit sector	65.50	-	-	65.50	-
	119	Training interventions financed by the solidarity fund for the cooperative credit sector	0.47	-	-	0.47	-
2.1	106	ESF Cofinanced Actions 2000-2006 - Integrated measures for reintegration into work	86.85	-	-	86.85	- 1
2.2	24	Training & work contracts	357.13	-	357.13	-	-
	93	Work-entry contract	4.46	-	4.46	-	-
2.3	102	ESF Cofinanced Actions 2000-2006 - Institutional training for people involved in Training and work contracts	1.18	-	-	1.18	- 1
	111	ESF Cofinanced Actions 2000-2006 - vocational integration schemes	0.04	0.04	-	-	- 1
	112	ESF Cofinanced Actions 2000-2006 - stages	16.58	16.58	-	-	- 1
2.4	25	Apprenticeship	1,981.31	-	1,981.31	-	-
	101	ESF Cofinanced Actions 2000-2006 - Institutional Training for Apprentices	33.75	-	-	33.75	- 1
Total category 2 - Training			3,058.78	39.87	2,342.90	676.01	-
3 - Job rotation and job sharing							
3.1	91	Incentives to provide fixed-term jobs as replacement for workers on compulsory leave	27.60	-	27.60	-	-
3.2	8	[Component] Solidarity contracts - Expansive solidarity contracts	0.46	-	0.46	-	- 2
	108	ESF Cofinanced Actions 2000-2006 - Incentives for enterprises to implement job rotation and job sharing	5.49	-	5.49	-	- 1
Total category 3 - Job rotation and job sharing			33.55	-	33.55	-	-


B.3.10 LMP expenditure by intervention and by type of action: Italia, 2004

Euro (millions)

 Category, measure number and name		18.1	18.2	18.3	18.4	18.5	Notes
		Total	Transfers to individuals	Transfers to employers	Transfers to service providers	Not specified	
4 - Employment incentives							
4.1	3	257.48	-	257.48	-	-	
	3	279.28	-	279.28	-	-	
	10	0.20	-	0.20	-	-	
	32	1.88	-	1.88	-	-	
	35	3.75	-	3.75	-	-	
	36	1,278.33	-	1,278.33	-	-	
	51	356.99	-	356.99	-	-	
	52	1.30	-	1.30	-	-	
	53	8.70	8.70	-	-	-	
	54	n.s.	n.s.	n.s.	-	-	
	55	53.20	-	53.20	-	-	3
	56	1.76	-	1.76	-	-	
	57	194.23	-	194.23	-	-	
	59	417.26	-	417.26	-	-	
	60	54.88	-	54.88	-	-	
	89	391.16	-	391.16	-	-	
	107	50.34	-	50.34	-	-	1
	109	1.27	1.27	-	-	-	1
	110	6.37	6.37	-	-	-	1
	113	1.57	1.57	-	-	-	1
	120	0.91	-	0.91	-	-	
4.2	49	5.76	-	5.76	-	-	
	61	0.04	-	0.04	-	-	
Total category 4 - Employment incentives		3,366.66	17.92	3,348.75	-	-	
5 - Integration of the disabled							
5.1	67	56.67	-	56.67	-	-	
	90	30.99	-	30.99	-	-	
Total category 5 - Integration of the disabled		87.66	-	87.66	-	-	
6 - Direct job creation							
6	114	0.31	0.31	-	-	-	1
6.2	11	135.20	135.20	-	-	-	
Total category 6 - Direct job creation		135.51	135.51	-	-	-	
7 - Start-up incentives							
7	19	622.52	622.52	-	-	-	
	55	n.s.	n.s.	n.s.	-	-	3
	65	40.48	40.48	-	-	-	
	117	18.03	-	-	18.03	-	1
	115	12.60	-	-	12.60	-	1
	116	17.59	17.59	-	-	-	1
Total category 7 - Start-up incentives		711.22	680.59	-	30.63	-	

B.3.10 LMP expenditure by intervention and by type of action: Italia, 2004

Euro (millions)


 Category, measure number and name			18.1	18.2	18.3	18.4	18.5	Notes
			Total	Transfers to individuals	Transfers to employers	Transfers to service providers	Not specified	
8 - Out-of-work income maintenance and support								
8.1	3a	Mobility allowance	1,599.50	1,599.50	-	-	-	
	71	Ordinary unemployment benefit (outside agriculture)	1,739.30	1,739.30	-	-	-	4,5
	72	Ordinary unemployment benefit with reduced requirements (outside agriculture)	1,469.80	1,469.80	-	-	-	5
	73	Ordinary unemployment benefit in the agricultural sector	572.60	572.60	-	-	-	5
	74	Special unemployment benefit in the agricultural sector (66%)	598.80	598.80	-	-	-	
	75	Special unemployment benefit in the agricultural sector (40%)	372.50	372.50	-	-	-	
	76	Unemployment benefit with reduced requirements in the agricultural sector	17.40	17.40	-	-	-	5
	77	Special unemployment benefit in the construction sector	112.50	112.50	-	-	-	5
	78	Ordinary unemployment benefit in the construction sector	n.s.	n.s.	-	-	-	4
	94	Special solidarity funds in credit industry: extraordinary cheques	993.29	993.29	-	-	-	
	96	Special solidarity funds in cooperative credit industry: extraordinary cheques	16.28	16.28	-	-	-	
	97	Special solidarity funds in insurance industry: extraordinary cheques	3.41	3.41	-	-	-	
	98	Special solidarity funds in Government sector: extraordinary cheques	17.87	17.87	-	-	-	
8.2	8	[Component] Solidarity contracts - Defensive solidarity contracts	2.47	-	2.47	-	-	2
	80	Ordinary Wage Compensation Fund	740.40	740.40	-	-	-	5
	81	Extraordinary Wage Compensation Fund	676.60	676.60	-	-	-	5
Total category 8 - Out-of-work income maintenance and support			8,932.71	8,930.24	2.47	-	-	
9 - Early retirement								
9.2	16	Early retirement	1,341.78	1,341.78	-	-	-	
Total category 9 - Early retirement			1,341.78	1,341.78	-	-	-	

Notes

- 1 Includes ESF contribution.
- 2 Periodic cash payments to individuals paid to participants in measure I-8 are counted under measures I-80 and I-81.
- 3 Mixed measure in categories 4 and 7. The breakdown by component is not known so all expenditure and participants have been allocated to category 4, which is assumed to be the most important component.
- 4 Expenditure on ordinary unemployment benefits (IT-71) include those paid to persons working in the construction sector (IT-78).
- 5 Includes social contributions credited on behalf of beneficiaries.

B.3.11 LMP expenditure by intervention and by type of action: Latvia, 2003


Euro (millions)

 Category, measure number and name		18.1 Total	18.2 Transfers to individuals	18.3 Transfers to employers	18.4 Transfers to service providers	18.5 Not specified	Notes
1 - Labour market services							
1	17	Administrative expenditure of the State Employment Agency	2.83	-	-	2.83	-
1.1	1	Vocational counselling and career guidance	0.46	-	-	0.46	-
	2	Measures for promotion of competitiveness	0.46	-	-	0.46	-
Total category 1 - Labour market services		3.76	-	-	3.76	-	
2 - Training							
2.1	3	Occupational training, re-training and raising of qualification of the unemployed	2.74	0.59	-	2.15	-
	4	Measures for promotion of competitiveness organised by the juridical entities (training institutions) (MPCj)	0.01	-	-	0.01	-
Total category 2 - Training		2.76	0.59	-	2.16	-	
3 - Job rotation and job sharing							
	3		-	-	-	-	-
Total category 3 - Job rotation and job sharing		-	-	-	-	-	
4 - Employment incentives							
4.1	14	Social enterprises for employment of the less competitive unemployed	0.22	-	0.22	-	-
	5	Work practice for young unemployed	0.21	-	0.21	-	-
	6	Subsidised work places for pre-retirement age unemployed	0.13	-	0.13	-	-
Total category 4 - Employment incentives		0.55	-	0.55	-	-	
5 - Integration of the disabled							
5.1	10	Work practice for young unemployed with disabilities	0.02	-	0.02	-	-
	11	Support for unemployed with disabilities acquiring their professional skills at the work place	0.51	-	0.51	-	-
	7	Subsidised work places for unemployed with disabilities	0.10	-	0.10	-	-
	8	Pilot project - Subsidised work places for unemployed with disabilities	0.01	-	0.01	-	-
	9	Subsidised work places for pre-retirement age unemployed with disabilities	0.03	-	0.03	-	-
5.3	12	Measures for improving mobility of unemployed with disabilities	0.01	-	-	0.01	-
Total category 5 - Integration of the disabled		0.67	-	0.67	0.01	-	
6 - Direct job creation							
6.2	13	Paid temporary public works (PTPW)	4.43	-	4.43	-	-
Total category 6 - Direct job creation		4.43	-	4.43	-	-	
7 - Start-up incentives							
	7		-	-	-	-	-
Total category 7 - Start-up incentives		-	-	-	-	-	
8 - Out-of-work income maintenance and support							
8.1	15	Full unemployment benefit	37.03	37.03	-	-	-
8.5	16	Satisfaction of employees' claims from the employee claims guarantee fund	0.39	0.39	-	-	-
Total category 8 - Out-of-work income maintenance and support		37.41	37.41	-	-	-	
9 - Early retirement							
	9		-	-	-	-	-
Total category 9 - Early retirement		-	-	-	-	-	

Notes


B.3.12 LMP expenditure by intervention and by type of action: Lietuva, 2004

Euro (millions)

 Category, measure number and name		18.1 Total	18.2 Transfers to individuals	18.3 Transfers to employers	18.4 Transfers to service providers	18.5 Not specified	Notes
1 - Labour market services							
1.1	12 Vocational counselling services provided by the psychologists of the territorial labour market training and counselling offices	0.23	-	-	0.23	-	
	17 EURES-Lithuania activity	0.06	-	-	0.06	-	
	7 Open Information System: "Find Information on your Own", Vocational Information Centres, Youth Job Centres	0.23	-	-	0.23	-	
	8 Individual Employment Plans, assistance in finding jobs, employment mediation services	0.16	-	-	0.16	-	
	9 "Job clubs"	0.23	-	-	0.23	-	
1.2	18 Administration of active labour market policy measures by Lithuanian Labour Exchange and territorial labour exchanges	2.87	-	-	2.87	-	
	19 Administration of active labour market policy measures by Lithuanian Labour Market Training Authority and subordinated territorial services	0.31	-	-	0.31	-	
	20 Administration of measures in categories 8-9	0.38	-	-	0.38	-	
	24 Other services/activities provided by PES	3.26	-	-	3.26	-	
Total category 1 - Labour market services		7.73	-	-	7.73	-	
2 - Training							
2.3	1 Vocational training	9.59	2.95	-	6.64	-	
	10 Renewal of Occupational Knowledge and Practical Skills of the Long-term Unemployed	0.76	0.15	-	0.61	-	
	11 Vocational training and employment of persons released from places of imprisonment	0.22	0.06	-	0.16	-	
	4 Unemployment prevention programme - preventative training	0.55	0.02	:	0.53	0.00	
Total category 2 - Training		11.13	3.19	-	7.94	0.00	
3 - Job rotation and job sharing							
	3						
Total category 3 - Job rotation and job sharing		-	-	-	-	-	
4 - Employment incentives							
4.1	13 Supported works	1.98	-	1.98	-	-	
	2 Support of social enterprises	0.57	-	0.57	-	-	1
	3 Local Employment Initiatives projects	2.02	-	2.02	-	-	
	6 Subsidised jobs	2.58	-	2.58	-	-	
Total category 4 - Employment incentives		7.15	-	7.15	-	-	
5 - Integration of the disabled							
5.1	14 Subsidised jobs for the disabled	0.28	-	0.28	-	-	
Total category 5 - Integration of the disabled		0.28	-	0.28	-	-	
6 - Direct job creation							
6.2	5 Public works	9.32	-	9.32	-	-	
Total category 6 - Direct job creation		9.32	-	9.32	-	-	
7 - Start-up incentives							
7	15 Support for setting up of individual business (loans for the unemployed)	0.01	0.01	-	-	-	
	16 Training programme on business fundamentals	n.s.	-	-	n.s.	-	
Total category 7 - Start-up incentives		0.01	0.01	-	-	-	
8 - Out-of-work income maintenance and support							
8.1	21 Unemployment benefit	9.12	9.12	-	-	-	
8.5	22 Compensation from the Guarantee Fund	4.32	4.32	-	-	-	
Total category 8 - Out-of-work income maintenance and support		13.44	13.44	-	-	-	

B.3.12 LMP expenditure by intervention and by type of action: Lietuva, 2004

Euro (millions)


 Category, measure number and name	18.1 Total	18.2 Transfers to individuals	18.3 Transfers to employers	18.4 Transfers to service providers	18.5 Not specified	Notes
9 - Early retirement						
9.2 23 Pre-pension unemployment benefit	6.47	6.47	-	-	-	
Total category 9 - Early retirement	6.47	6.47	-	-	-	

Notes

1 The law also allows for the application of a zero rate income tax for social enterprises but at the present time the revenue foregone as a result of this exemption cannot be estimated.


B.3.13 LMP expenditure by intervention and by type of action: Luxembourg, 2004

Euro (millions)

 Category, measure number and name		18.1 Total	18.2 Transfers to individuals	18.3 Transfers to employers	18.4 Transfers to service providers	18.5 Not specified	Notes
1 - Labour market services							
1							
Total category 1 - Labour market services		-	-	-	-	-	
2 - Training							
2.1	11 Training for entering or re-entering the labour market	:	:	:	:	:	
	12 Vocational retraining (workers)	:	:	:	:	:	
2.2	24 Temporary auxiliary contract	17.05	-	17.05	-	-	
	25 Training course of insertion in enterprise	5.45	5.45	-	-	-	
2.3	26 Training course for vocational reinsertion	2.89	2.89	-	-	-	
2.4	29 Apprenticeship for adults	1.20	-	1.20	-	-	
Total category 2 - Training		:	:	:	:	:	
3 - Job rotation and job sharing							
3							
Total category 3 - Job rotation and job sharing		-	-	-	-	-	
4 - Employment incentives							
4	3 Aid to re-enter the labour market	17.61	17.61	-	-	-	
	13 Subsidies for the creation of jobs of socio-economic value	-	-	-	-	-	1
	31 Compensatory benefit	4.84	4.84	-	-	-	
4.1	6 Aid for employing long-term and older unemployed	2.30	-	2.30	-	-	
	7 Mobility allowance	0.12	0.12	-	-	-	
	9 Income tax reduction for employing unemployed people	0.41	-	0.41	-	-	
Total category 4 - Employment incentives		25.28	22.57	2.71	-	-	
5 - Integration of the disabled							
5	32 Redeployment measures	0.00	:	:	:	0.00	
	33 Wage participation	0.08	:	:	:	0.08	
5.1	21 Measures of professional (re)integration of disabled workers	10.00	:	:	:	10.00	
	22 Adaptation of the workplace for disabled workers	0.02	-	0.02	-	-	
	23 Reimbursement of supplementary leave for disabled workers	0.50	-	0.50	-	-	
	27 Creation of positions for the disabled	1.63	1.63	-	-	-	
5.3	20 Vocational training and retraining measures for disabled workers	0.04	-	-	0.04	-	
Total category 5 - Integration of the disabled		12.26	1.63	0.52	0.04	10.08	
6 - Direct job creation							
6.2	2 Extraordinary works of general interest	3.22	-	3.22	-	-	
	10 Socially useful works	0.40	0.40	-	-	-	
	28 Pool of assistants	3.92	3.92	-	-	-	
Total category 6 - Direct job creation		7.54	4.33	3.22	-	-	
7 - Start-up incentives							
7	14 Subsidies for the creation of businesses by the unemployed	0.13	0.13	-	-	-	
Total category 7 - Start-up incentives		0.13	0.13	-	-	-	
8 - Out-of-work income maintenance and support							
8.1	5 Unemployment compensation	109.57	109.57	-	-	-	
8.2	1 Partial unemployment benefit	0.34	-	0.34	-	-	
	4 Compensation for unemployment due to technical reasons or bad weather in the building sector	5.51	-	5.51	-	-	
8.5	8 Debt guarantee in case of employer closing down	5.47	5.47	-	-	-	
Total category 8 - Out-of-work income maintenance and support		120.90	115.04	5.85	-	-	

B.3.13 LMP expenditure by intervention and by type of action: Luxembourg, 2004

Euro (millions)


 Category, measure number and name	18.1 Total	18.2 Transfers to individuals	18.3 Transfers to employers	18.4 Transfers to service providers	18.5 Not specified	Notes
9 - Early retirement						
9.1 19 Early retirement	55.50	55.50	-	-	-	
Total category 9 - Early retirement	55.50	55.50	-	-	-	

Notes

1 Measure not applied in 2004.


B.3.14 LMP expenditure by intervention and by type of action: Magyarország, 2004

Euro (millions)

 Category, measure number and name		18.1 Total	18.2 Transfers to individuals	18.3 Transfers to employers	18.4 Transfers to service providers	18.5 Not specified	Notes
1 - Labour market services							
1.1	1 Labour Market Service	81.30	-	-	81.30	-	
	2 Assistance for dedicated job seekers	0.00	0.00	-	-	-	
	20 Reimbursement of expenses	0.73	0.73	-	-	-	
	7 Subsidies for mitigating the impact of collective redundancies	0.02	-	0.02	-	-	
Total category 1 - Labour market services		82.05	0.73	0.02	81.30	-	
2 - Training							
2.1	3 Training for unemployed	29.31	29.31	-	-	-	1
	4 Training for employed persons	8.04	-	8.04	-	-	
Total category 2 - Training		37.35	29.31	8.04	-	-	
3 - Job rotation and job sharing							
	3						
Total category 3 - Job rotation and job sharing		-	-	-	-	-	
4 - Employment incentives							
4.1	11 Assistance for creation of new job	29.03	-	29.03	-	-	2
	13 Work experience for persons entering the labour market	20.30	-	20.30	-	-	
	14 Assumption of employment-related contributions	4.30	-	4.30	-	-	
	15 Support for the employment of unemployment entrants	0.20	-	0.20	-	-	
	22 Transportation of persons in group	0.15	-	0.15	-	-	
	23 Support for long-distance travel costs	0.80	-	0.80	-	-	
	24 Support of housing	0.00	-	0.00	-	-	
	25 Recruitment incentives	0.01	-	0.01	-	-	
	5 Assistance for the creation of a new job	14.69	-	14.69	-	-	
	6 Part-time employment	0.53	-	0.53	-	-	
4.2	8 Maintenance of existing job	6.49	-	6.49	-	-	
Total category 4 - Employment incentives		76.51	-	76.51	-	-	
5 - Integration of the disabled							
5.1	10 Assistance for employment of incapacitated workers	7.48	-	7.48	-	-	
	9 Wage subsidy for the employment of incapacitated workers	-	-	-	-	-	2
5.3	26 Training for disabled persons	-	-	-	-	-	1
	27 Start-up incentives for disabled persons	-	-	-	-	-	3
Total category 5 - Integration of the disabled		7.48	-	7.48	-	-	
6 - Direct job creation							
6.2	12 Support for community service work	41.78	-	41.78	-	-	
Total category 6 - Direct job creation		41.78	-	41.78	-	-	
7 - Start-up incentives							
7	16 Assistance for unemployed persons to become	2.11	2.11	-	-	-	3
	17 Assistance for self-employment	2.37	2.37	-	-	-	
Total category 7 - Start-up incentives		4.48	4.48	-	-	-	
8 - Out-of-work income maintenance and support							
8.1	18 Unemployment benefit	281.37	281.37	-	-	-	
	21 Incentive benefits provided to job seekers	19.96	19.96	-	-	-	
Total category 8 - Out-of-work income maintenance and support		301.33	301.33	-	-	-	

B.3.14 LMP expenditure by intervention and by type of action: Magyarország, 2004

Euro (millions)


 Category, measure number and name	18.1 Total	18.2 Transfers to individuals	18.3 Transfers to employers	18.4 Transfers to service providers	18.5 Not specified	Notes
9 - Early retirement						
9.2 19 Unemployment aid prior to retirement	6.53	6.53	-	-	-	
Total category 9 - Early retirement	6.53	6.53	-	-	-	

Notes

- 1 Expenditure of HU-3 (Training for unemployed) includes amounts spent on training for disabled persons (HU-26).
- 2 Expenditure of HU-11 (Assistance for creation of new job) includes subsidies for the employment of incapacitated workers (HU-9).
- 3 Expenditure of HU-16 (Assistance for unemployed persons to become entrepreneurs) includes start-up incentives for disabled persons (HU-27).


B.3.15 LMP expenditure by intervention and by type of action: Nederland, 2004

Euro (millions)

		Category, measure number and name	18.1 Total	18.2 Transfers to individuals	18.3 Transfers to employers	18.4 Transfers to service providers	18.5 Not specified	Notes
1 - Labour market services								
1.1	39	CWI - Centers for Work and Income	360.50	-	-	360.50	-	
1.2	46	[Component] Administration of passive measures (cat. 8-9) - WW	674.00	-	-	674.00	-	
	46	[Component] Administration of passive measures (cat. 8-9) - Abw/loaw/loaz	288.00	-	-	288.00	-	
	46	[Component] Administration of passive measures (cat. 8-9) - TW	11.58	-	-	11.58	-	
	46	[Component] Administration of passive measures (cat. 8-9) - WRO	201.06	-	-	201.06	-	
	47	Enforcement of WWB, IOAW, IOAZ and TW	13.86	-	-	13.86	-	
	48	IT support (Suwinet, BKWI)	8.46	-	-	8.46	-	
Total category 1 - Labour market services			1,557.44	-	-	1,557.44	-	
2 - Training								
2	40	SVWW - Stimulation of fulfilling vacancies by unemployed and employed at risk	19.81	-	-	19.81	-	
	41	Comprehensive reintegration	714.58	-	-	714.58	-	
2.1	50	Practically-oriented training for unemployed (Praktijkscholing HVS)	63.40	-	-	63.40	-	
2.2	51	[Component] ESF-3 - ESF-3 for employed	221.90	-	-	221.90	-	1
2.3	51	[Component] ESF-3 - ESF-3 for unemployed	217.40	-	-	217.40	-	1
	52	Reintegration budget UWV regarding WW-recipients	93.00	-	-	93.00	-	
	53	Case-management municipalities (Agenda for the Future)	144.55	-	-	144.55	-	
	54	Minority-targeted LMP (Stimulation labour participation)	7.95	-	-	7.95	-	
	56	ESF-Equal	44.67	-	-	44.67	-	1
2.4	1	[Component] WVA - Act on reduction of employers tax and social security contributions - VO (apprentices)	217.00	-	217.00*	-	-	
Total category 2 - Training			1,744.25	-	217.00*	1,527.25	-	
3 - Job rotation and job sharing								
3.1	37	Career break	0.38	0.38	-	-	-	
Total category 3 - Job rotation and job sharing			0.38	0.38	-	-	-	
4 - Employment incentives								
4.1	1	[Component] WVA - Act on reduction of employers tax and social security contributions - VLW (LTU)	83.00	-	83.00*	-	-	
	14	RSP - Regulation on employment in domestic services	6.48	-	6.48	-	-	
	57	Job finders tax reduction	5.00	5.00	-	-	-	
	60	Temporary measure for transforming ID-jobs into regular jobs	46.64	-	46.64	-	-	
Total category 4 - Employment incentives			141.12	5.00	136.12*	-	-	
5 - Integration of the disabled								
5.2	6	WSW - Sheltered employment act	2,185.36	-	-	2,185.36	-	
5.3	59	Act on the (re)integration in employment of the occupationally disabled (REA)	543.00	-	21.00	522.00	-	
Total category 5 - Integration of the disabled			2,728.36	-	21.00	2,707.36	-	
6 - Direct job creation								
6	3	Regulation on I/D-jobs for long-term unemployed (former WI1/EWLW)	687.86	-	687.86	-	-	2
6.2	42	WIW-jobs (basic subsidy) + WIW-work-experience positions	184.00	170.00	14.00	-	-	
Total category 6 - Direct job creation			871.86	170.00	701.86	-	-	
7 - Start-up incentives								
7			-	-	-	-	-	
Total category 7 - Start-up incentives			-	-	-	-	-	

B.3.15 LMP expenditure by intervention and by type of action: Nederland, 2004

Euro (millions)


 Category, measure number and name			18.1 Total	18.2 Transfers to individuals	18.3 Transfers to employers	18.4 Transfers to service providers	18.5 Not specified	Notes
8 - Out-of-work income maintenance and support								
8.1	31	WW - Unemployment insurance	4,370.31	4,370.31	-	-	-	
	32	TW - Supplementary benefits	329.52	329.52	-	-	-	
	33	Abw/WWB - National assistance benefit (IOAW and IOAZ included)	5,095.42	5,095.42	-	-	-	
	61	Unemployment benefits former civil servants (WRO)	1,117.00	1,117.00	-	-	-	3
Total category 8 - Out-of-work income maintenance and support			10,912.25	10,912.25	-	-	-	
9 - Early retirement								
	9							
Total category 9 - Early retirement			-	-	-	-	-	

Notes

- 1 Includes ESF contribution.
- 2 Measure coming to an end.
- 3 Since 2001, new unemployed civil servants receive the standard WW-scheme (NL-31) instead of the WRO-benefit.


B.3.16 LMP expenditure by intervention and by type of action: Österreich, 2004

Euro (millions)

 Category, measure number and name		18.1 Total	18.2 Transfers to individuals	18.3 Transfers to employers	18.4 Transfers to service providers	18.5 Not specified	Notes
1 - Labour market services							
1.1	16	38.71	-	-	38.71	-	1
	28	0.51	0.51	-	-	-	
	34	22.33	-	-	22.33	-	1
	54	n.s.	-	-	n.s.	-	
	54	109.19	-	-	109.19	-	
1.2	55	51.18	-	-	51.18	-	
	56	10.24	-	-	10.24	-	
	57	20.28	-	-	20.28	-	
	58	28.81	-	n.s.	28.81	-	1
	59	1.30	-	-	1.30	-	1
	62	128.25	-	-	128.25	-	
Total category 1 - Labour market services		410.79	0.51	-	410.28	-	
2 - Training							
2	18	59.20	56.66	-	2.54	-	2,3
2.1	7	47.75	47.75	-	-	-	
	8	246.44	246.44	-	-	-	3
	9	0.17	0.17	-	-	-	3
	12	219.78	-	-	219.78	-	1
	25	7.66	7.66	-	-	-	3,4
2.2	13	31.76	-	31.76	-	-	1
2.4	11	10.87	-	10.87	-	-	
	32	38.87	n.s.	-	38.87	-	
Total category 2 - Training		662.51	358.69	42.63	261.19	-	
3 - Job rotation and job sharing							
3.1	25	n.s.	n.s.	-	-	-	3,4
	26	0.28	-	0.28	-	-	
Total category 3 - Job rotation and job sharing		0.28	-	0.28	-	-	
4 - Employment incentives							
4.1	5	1.74	1.74	-	-	-	
	6	5.54	5.54	-	-	-	
	15	76.12	-	76.12	-	-	1
4.2	19	27.91	-	27.62	0.29	-	
	30	20.96	-	20.96	-	-	
Total category 4 - Employment incentives		132.26	7.28	124.69	0.29	-	
5 - Integration of the disabled							
5.1	37	58.11	:	:	:	58.11	1
5.2	43	4.85	-	4.85	-	-	
	44	27.43	-	27.43	-	-	
5.3	35	31.10	:	:	:	31.10	1
Total category 5 - Integration of the disabled		121.49	-	32.28	-	89.21	

B.3.16 LMP expenditure by intervention and by type of action: Österreich, 2004

Euro (millions)


 Category, measure number and name		18.1 Total	18.2 Transfers to individuals	18.3 Transfers to employers	18.4 Transfers to service providers	18.5 Not specified	Notes
6 - Direct job creation							
6.1	27	Childcare institutions	2.62	-	2.62	-	-
6.2	14	Socio-economic enterprises (SÖB) and non-profit employment projects (GBP)	94.16	-	94.16	-	- 1
Total category 6 - Direct job creation		96.78	-	96.78	-	-	
7 - Start-up incentives							
7	17	Business start-up programme (GB)	8.96	8.96	-	-	-
	18	[Component] Employment foundations - Support for business start-ups	n.s.	n.s.	-	n.s.	- 2,3
Total category 7 - Start-up incentives		8.96	8.96	-	-	-	
8 - Out-of-work income maintenance and support							
8.1	1	Unemployment benefit	1,367.09	1,367.09	-	-	- 3
	2	Unemployment assistance	855.59	855.59	-	-	- 3
8.2	20	Short-time working allowance	0.86	-	0.86	-	-
	21	Bad weather compensation (Builders' Holiday and Severance Payments Fund)	36.27	-	36.27	-	-
8.5	33	Insolvency-bankruptcy compensation	336.98	336.98	-	-	- 3
Total category 8 - Out-of-work income maintenance and support		2,596.78	2,559.66	37.13	-	-	
9 - Early retirement							
9.2	3	Transfer benefits to facilitate transition into retirement - Special support (SUG)	47.92	47.87	-	0.05	- 3
	4	Pension advances	95.90	95.90	-	-	- 3
	49	Part-time pay/support for older workers	563.52	-	563.52	-	-
Total category 9 - Early retirement		707.34	143.77	563.52	0.05	-	

Notes

- 1 Includes ESF contribution.
- 2 Mixed measure (categories 2 and 7) - all expenditure is allocated to training, which is the most important component.
- 3 Includes social contributions credited on behalf of beneficiaries.
- 4 Mixed measure (categories 2 and 3) - all expenditure is allocated to training, which is the most important component.


B.3.17 LMP expenditure by intervention and by type of action: Portugal, 2004

Euro (millions)

		Category, measure number and name	18.1 Total	18.2 Transfers to individuals	18.3 Transfers to employers	18.4 Transfers to service providers	18.5 Not specified	Notes
1 - Labour market services								
1.1	95	[Component] Public employment services - Information services	18.06	-	-	18.06	-	
	95	[Component] Public employment services - Individual case-management	30.34	-	-	30.34	-	
1.2	95	[Component] Public employment services - Administration of active measures	114.61	-	-	114.61	-	
	95	[Component] Public employment services - Administration of unemployment subsidies	0.20	-	-	0.20	-	
	95	[Component] Public employment services - Other services / activities	0.00	-	-	0.00	-	
Total category 1 - Labour market services			163.22	-	-	163.22	-	
2 - Training								
2	96	[Component] Integration enterprises - Training	1.24	0.04	1.20	0.00	-	1
	99	PROFIJ - Training programme for the integration of youngsters (Azores)	1.96	-	-	1.96	-	1
2.1	14	Training grants for workers	0.54	0.54	-	-	-	1
	63	Initial training (excluding apprenticeship)	33.69	22.88	-	10.81	-	1
	64	Training for unemployed	127.03	90.34	-	36.69	-	1
	67	Special training for disadvantaged groups	53.39	17.14	5.81	30.44	-	1
	103	Intervention for vocational training and employment	0.80	-	0.80	-	-	1
	115	Vocational training for young and adults	26.29	26.10	-	0.20	-	1
2.2	22	Practical vocational training	44.29	1.03	43.25	0.01	-	1
	98	Placement programme (Azores)	2.29	2.29	-	-	-	1
	105	Practical vocational training aiming at socio-professional integration	1.67	-	1.67	-	-	1
	127	[Component] Life and Work Programme (Madeira) - Socio-professional integration training period	-	-	-	-	-	1,2
2.3	9	Training/employment schemes for young people, specialists, managers and adults	0.07	0.07	-	-	-	1
	20	Vocational training workshops programme	2.64	-	2.64	-	-	1
	112	Youth training and employment (Madeira)	0.11	0.09	0.02	0.00	-	1
	113	Adult training and employment (Madeira)	0.19	0.15	0.04	0.00	-	1
	127	[Component] Life and Work Programme (Madeira) - Theoretical-practical training	0.04	0.04	0.00	0.00	-	1,2
2.4	7	Apprenticeship training for young people	118.57	54.72	0.08	63.77	-	1
Total category 2 - Training			414.83	215.42	55.52	143.89	-	
3 - Job rotation and job sharing								
3.1	116	Employment-training rotation program	0.01	-	0.01	-	-	
Total category 3 - Job rotation and job sharing			0.01	-	0.01	-	-	


B.3.17 LMP expenditure by intervention and by type of action: Portugal, 2004

Euro (millions)

		Category, measure number and name	18.1 Total	18.2 Transfers to individuals	18.3 Transfers to employers	18.4 Transfers to service providers	18.5 Not specified	Notes
4 - Employment incentives								
4	96	[Component] Integration enterprises - Integration premiums	12.80	-	12.80	-	-	1
	122	Social employment market (Azores)	0.18	-	0.18	-	-	1
4.1	23	Subsidies for permanent employment contracts	5.48	-	5.48	-	-	1
	24	Local employment initiatives - ILE	54.29	54.29	-	-	-	1
	29	Job creation for young people through exemptions or reductions from compulsory social security contributions	127.78	-	127.78	-	-	3
	37	Exemption or reduction from social security contributions to promote recruitment of long-term unemployed	12.26	-	12.26	-	-	3
	62	Salary compensation	27.13	27.13	-	-	-	
	106	Premium for socio-vocational integration	0.27	-	0.27	-	-	1
	107	Employment incentive	1.56	-	1.56	-	-	1
	125	Integration premium	1.66	-	1.66	-	-	1
	127	[Component] Life and Work Programme (Madeira) - Employment support	-	-	-	-	-	1,2
	127	[Component] Life and Work Programme (Madeira) - Socio-professional integration premium	-	-	-	-	-	1,2
	131	Stabilize (Azores)	n.s.	-	n.s.	-	-	4
Total category 4 - Employment incentives			243.42	81.42	162.00	-	-	
5 - Integration of the disabled								
5.1	31	Reduction of social security contributions to facilitate vocational integration of disabled persons	3.40	-	3.40	-	-	3
	68	Promotion of socio-professional integration of disabled	2.75	-	2.75	-	-	1
	69	Self-employment for disabled	0.43	0.43	-	-	-	1
5.2	33	Sheltered employment	1.77	-	1.77	-	-	1
5.3	34	Vocational preparation schemes for disabled persons	56.59	-	-	56.59	-	1
	84	Training and occupational integration of young people and adults with disabilities (Madeira)	0.22	0.22	-	-	-	1
Total category 5 - Integration of the disabled			65.16	0.65	7.92	56.59	-	
6 - Direct job creation								
6.1	97	INTEGRA - Programme for adult integration (Azores)	0.06	-	0.06	-	-	1
6.2	3	Employment scheme for persons in receipt of unemployment benefits	27.29	27.29	-	-	-	1
	4	Employment scheme for unemployed persons in need	20.00	20.00	-	-	-	1
	86	Programme for temporary placement of those receiving unemployment benefit (Azores)	0.07	-	0.07	-	-	1
	114	Social employment scheme for the unemployed - PROSA (Azores)	0.71	0.71	-	-	-	
	119	Insertion-Employment program	8.82	-	8.82	-	-	1,5
	128	Occupational programme for the unemployed (Madeira)	1.03	0.87	0.15	0.01	-	1
Total category 6 - Direct job creation			57.98	48.88	9.10	0.01	-	
7 - Start-up incentives								
7	25	Subsidies for creation of self-employed	4.16	4.16	-	-	-	1
	26	Support for entry into self-employment - ACPE (Madeira)	0.02	0.02	-	-	-	1
	108	Incentives for self-employment	0.01	0.01	-	-	-	1
Total category 7 - Start-up incentives			4.18	4.18	-	-	-	
8 - Out-of-work income maintenance and support								
8.1	75	Unemployment subsidy	1,279.25	1,279.25	-	-	-	
	76	Unemployment assistance	281.27	281.27	-	-	-	
8.2	1	Short-time working or temporary suspension of employment	1.19	1.19	-	-	-	
	126	Wage compensation in case of emergency	0.00	0.00	-	-	-	6
8.3	104	Partial unemployment benefit	1.03	1.03	-	-	-	
8.5	61	Payment of backdated earnings from bankrupt or insolvent firms	21.99	21.99	-	-	-	
Total category 8 - Out-of-work income maintenance and support			1,584.73	1,584.73	-	-	-	

B.3.17 LMP expenditure by intervention and by type of action: Portugal, 2004

Euro (millions)


 Category, measure number and name	18.1 Total	18.2 Transfers to individuals	18.3 Transfers to employers	18.4 Transfers to service providers	18.5 Not specified	Notes
9 - Early retirement						
9.2 41 Early retirement for the elderly unemployed	268.26	268.26	-	-	-	
9.2 44 Early retirement agreements between workers and employers	24.27	24.27	-	-	-	
Total category 9 - Early retirement	292.53	292.53	-	-	-	

Notes

- 1 Includes ESF contribution.
- 2 As in 2003 (first year of implementation), this measure is limited to the training component.
- 3 A small amount of revenue foregone through social security exemptions cannot be accurately allocated between measures PT-29, 31 and 37. Expenditure by measure may therefore be slightly under or over-stated but the total for the three is correct.
- 4 Measure implemented in 2004.
- 5 Measure coming to an end.
- 6 The measure was applicable only in 2003. This amount relates to 2003 but was effectively paid in 2004.

B.3.18 LMP expenditure by intervention and by type of action: Slovensko, 2004

Euro (millions)


 Category, measure number and name		18.1 Total	18.2 Transfers to individuals	18.3 Transfers to employers	18.4 Transfers to service providers	18.5 Not specified	Notes
1 - Labour market services							
1.1	1	27.15	-	-	27.15	-	
	2	0.04	0.03	0.01	0.01	-	
	3	0.21	0.01	0.11	0.10	-	
Total category 1 - Labour market services		27.40	0.04	0.11	27.26	-	
2 - Training							
2.1	4	3.37	0.98	1.13	1.26	-	1
Total category 2 - Training		3.37	0.98	1.13	1.26	-	
3 - Job rotation and job sharing							
Total category 3 - Job rotation and job sharing		-	-	-	-	-	
4 - Employment incentives							
4.1	9	0.01	0.01	-	-	-	
	6	0.40	0.01	0.35	0.04	-	1
	7	2.20	1.35	0.70	0.15	-	1
Total category 4 - Employment incentives		2.61	1.37	1.05	0.19	-	
5 - Integration of the disabled							
5.1	10	0.13	0.00	0.12	0.01	-	1
	12	0.01	0.00	0.00	0.00	-	1
	11	0.16	0.16	-	-	-	1
5.2	13	0.00	0.00	0.00	0.00	-	1
Total category 5 - Integration of the disabled		0.29	0.16	0.12	0.01	-	
6 - Direct job creation							
6.2	8	11.64	-	3.91	7.74	-	1
Total category 6 - Direct job creation		11.64	-	3.91	7.74	-	
7 - Start-up incentives							
7	5	5.98	5.98	-	-	-	1
Total category 7 - Start-up incentives		5.98	5.98	-	-	-	
8 - Out-of-work income maintenance and support							
8.1	15	99.25	99.25	-	-	-	
8.5	14	2.13	2.13	-	-	-	
Total category 8 - Out-of-work income maintenance and support		101.38	101.38	-	-	-	
9 - Early retirement							
9.2	16	4.57*	4.37*	:	:	0.20	
Total category 9 - Early retirement		4.57*	4.37*	-	-	0.20	

Notes

1 Includes ESF contribution.


B.3.19 LMP expenditure by intervention and by type of action: Suomi/Finland, 2004

Euro (millions)

 Category, measure number and name		18.1 Total	18.2 Transfers to individuals	18.3 Transfers to employers	18.4 Transfers to service providers	18.5 Not specified	Notes
1 - Labour market services							
1.1	5	Mobility allowance	3.00	1.78	-	1.22	- 1
	18	Labour exchange	40.11	-	-	40.11	- 2
	20	Vocational guidance	9.95	-	-	9.95	- 2
	21	Training and vocational information services	7.76	-	-	7.76	- 2
	22	Vocational rehabilitation	11.75	-	-	11.75	- 3
	46	Registration of jobseekers	26.79	-	-	26.79	- 2
	47	Interviews and individual action plans	24.68	-	-	24.68	- 2
	48	Integration	3.22	-	-	3.22	- 2
	49	Job-clubs	6.24	1.24	-	5.00	- 4
1.2	50	Administration of active measures (PES)	25.99	-	-	25.99	- 2
	51	Administration of benefits (PES)	15.20	-	-	15.20	- 2
	52	PES Activities of the Employment and Economic Development Centres	39.95	-	-	39.95	-
	53	PES Activities of the Ministry of Labour	20.00	-	-	20.00	-
Total category 1 - Labour market services		234.64	3.02	-	231.62	-	
2 - Training							
2.1	6	Labour market training	472.40	274.90	-	197.50	- 5
	17	Training allowance	18.15	18.15	-	-	-
	24	The adult training supplement of the training and redundancy fund	0.10	0.10	-	-	- 6
2.2	12	Employment subsidy for coaching for working life	15.37	15.37	-	-	- 5
	15	Trainee work/coaching for working life with labour market support	78.34	78.34	-	-	- 5
2.4	7	Apprenticeship for the unemployed	22.61	-	22.61	-	- 5,7
Total category 2 - Training		606.96	386.85	22.61	197.50	-	
3 - Job rotation and job sharing							
3.1	16	Job rotation	64.30	64.30	-	-	- 8
3.2	13	Part-time pay supplement	11.53	11.53	-	-	-
Total category 3 - Job rotation and job sharing		75.82	75.82	-	-	-	
4 - Employment incentives							
4.1	10	Employment subsidy, private companies	21.84	-	21.84	-	- 5
	35	Combined subsidy	164.48	-	164.48	-	- 5
Total category 4 - Employment incentives		186.33	-	186.33	-	-	
5 - Integration of the disabled							
5.2	34	Employment supporting activity of the municipalities	28.33*	-	28.33*	-	- 5,9
5.3	25	Rehabilitation activities of the social insurance institution	54.09	21.68	-	32.41	- 10
	26	Rehabilitation activities of the employment pension scheme	35.79	30.09	-	5.70	- 10
	27	Rehabilitation activities of the accident and traffic insurance	31.00*	26.06*	-	4.94*	- 10
Total category 5 - Integration of the disabled		149.22*	77.83*	28.33*	43.06*	-	
6 - Direct job creation							
6.2	8	Temporary government employment	57.70	-	57.70	-	- 5
	9	Employment subsidy, municipalities	54.01	-	54.01	-	- 5
	36	Rehabilitative work experience	16.12	12.55	-	3.57	-
Total category 6 - Direct job creation		127.83	12.55	111.71	3.57	-	
7 - Start-up incentives							
7	11	Start-up grant	22.32	22.32	-	-	- 5
Total category 7 - Start-up incentives		22.32	22.32	-	-	-	

B.3.19 LMP expenditure by intervention and by type of action: Suomi/Finland, 2004

Euro (millions)


		Category, measure number and name	18.1 Total	18.2 Transfers to individuals	18.3 Transfers to employers	18.4 Transfers to service providers	18.5 Not specified	Notes
8 - Out-of-work income maintenance and support								
8.1	1	Earnings-related unemployment allowance	1,348.62	1,348.62	-	-	-	
	2	Basic unemployment allowance	110.69	110.69	-	-	-	
	4	Labour market support (passive component)	725.99	725.99	-	-	-	11
8.2	30	Earnings related adjusted unemployment allowance as partial unemployment benefit	3.74	3.74	-	-	-	
	32	Adjusted basic unemployment allowance or labour market support as partial unemployment benefit	0.01	0.01	-	-	-	
8.3	31	Earnings related adjusted unemployment allowance as part-time unemployment benefit	117.52	117.52	-	-	-	
	33	Adjusted basic unemployment allowance or labour market support as part-time unemployment benefit	49.04	49.04	-	-	-	
8.4	23	Redundancy payment	0.10	0.10	-	-	-	6
8.5	28	Pay security	16.88	16.88	-	-	-	12
Total category 8 - Out-of-work income maintenance and support			2,372.58	2,372.58	-	-	-	
9 - Early retirement								
9.2	3	Unemployment pension	724.01	724.01	-	-	-	
Total category 9 - Early retirement			724.01	724.01	-	-	-	

Notes

- 1 Expenditure includes reimbursement of costs incurred by participants plus a share of the PES operational costs based on monitoring of staff time-use.
- 2 Share of operational costs of the PES based on monitoring of staff time-use.
- 3 Expenditure includes the costs paid to service providers for different rehabilitation activities plus a share of the PES operational costs based on monitoring of staff time-use.
- 4 Expenditure includes reimbursement of costs incurred by participants plus a share of the PES operational costs based on monitoring of staff time-use plus real transfers to service providers.
- 5 Includes ESF contribution.
- 6 Measure coming to an end.
- 7 Expenditure includes only subsidies paid by the Ministry of Labour to facilitate the recruitment of unemployed persons as apprentices.
- 8 Expenditure refers to persons on leave and includes both income support (80/70% of unemployment benefit entitlement) and training supplements where appropriate.
- 9 Data represent an estimate of public funding for sheltered workshops. Income from business activity, which accounts for more than half of revenue, is excluded.
- 10 Expenditure includes rehabilitation allowances and the costs of different rehabilitation activities.
- 11 Passive (income support) payments only. Labour market support payments made to persons in active measures are shown under the appropriate measure. But LMS paid to disabled persons participating to FI-22 are included here and not in category 1.
- 12 Net public expenditure (disbursements minus repayments to the state).


B.3.20 LMP expenditure by intervention and by type of action: Sverige, 2004

Euro (millions)

 Category, measure number and name		18.1 Total	18.2 Transfers to individuals	18.3 Transfers to employers	18.4 Transfers to service providers	18.5 Not specified	Notes
1 - Labour market services							
1.1	19	80.04	-	-	80.04	-	
	20	140.07	-	-	140.07	-	
	42	28.39	-	-	28.39	-	
1.2	56	306.57	-	-	306.57	-	
Total category 1 - Labour market services		555.07	-	-	555.07	-	
2 - Training							
2	14	66.64	66.64	-	-	-	1
	43	338.00	338.00	-	-	-	2
	47	15.67	7.67	8.00	-	-	
2.1	6	58.74	39.56	-	19.18	-	3
	11	0.66	-	0.66	-	-	4
	49	274.65	171.41	-	103.24	-	
	50	221.72	116.61	-	105.10	-	
2.2	3	2.85	2.63	-	0.22	-	
Total category 2 - Training		978.92	742.52	8.66	227.74	-	
3 - Job rotation and job sharing							
3.1	53	16.88	16.88	-	-	-	5
Total category 3 - Job rotation and job sharing		16.88	16.88	-	-	-	
4 - Employment incentives							
4.1	7	14.25	-	14.25	-	-	
	15	13.37	13.37	-	-	-	6
	31	57.32	33.87	-	23.45	-	
	35	205.39	198.15	-	7.23	-	
	36	30.58	-	30.58	-	-	
	37	66.42	-	66.42	-	-	
	44	102.91	-	102.91	-	-	
	45	32.33	-	32.33	-	-	
Total category 4 - Employment incentives		522.56	245.39	246.48	30.69	-	
5 - Integration of the disabled							
5.1	12	644.54	-	644.54	-	-	
	40	18.30	2.52	15.78	-	-	
5.2	13	86.91	-	86.91	-	-	
	21	464.15	-	464.15	-	-	
Total category 5 - Integration of the disabled		1,213.90	2.52	1,211.38	-	-	
6 - Direct job creation							
6							
Total category 6 - Direct job creation		-	-	-	-	-	
7 - Start-up incentives							
7	9	93.05	89.43	-	3.62	-	
Total category 7 - Start-up incentives		93.05	89.43	-	3.62	-	
8 - Out-of-work income maintenance and support							
8.1	16	2,489.94	2,489.94	-	-	-	
8.3	16	1,067.15	1,067.15	-	-	-	
8.5	30	152.89	152.89	-	-	-	
Total category 8 - Out-of-work income maintenance and support		3,709.98	3,709.98	-	-	-	

B.3.20 LMP expenditure by intervention and by type of action: Sverige, 2004

Euro (millions)


 Category, measure number and name	18.1 Total	18.2 Transfers to individuals	18.3 Transfers to employers	18.4 Transfers to service providers	18.5 Not specified	Notes
9 - Early retirement 9						
Total category 9 - Early retirement	-	-	-	-	-	-

Notes

- 1 From 2002 this measure includes the Supported employment programme (SIUS), which was previously reported separately as measure S-38.
- 2 Expenditure refers only to the activity support paid to participants plus a small amount of travel expenses
- 3 Transfers to service providers consist of investments made in connection with the measure and salaries.
- 4 Expenditure concerns only training for employed persons at risk of losing their job.
- 5 Expenditure refers to activity support paid to persons taking a career break (who are replaced by an unemployed person).
- 6 Expenditure includes some payments for travelling to interview, which are normally considered under category 1.


B.3.21 LMP expenditure by intervention and by type of action: United Kingdom, 2004

Euro (millions)

 Category, measure number and name		18.1 Total	18.2 Transfers to individuals	18.3 Transfers to employers	18.4 Transfers to service providers	18.5 Not specified	Notes
1 - Labour market services							
1.1	1	[Component] New Deal for 18-24 - Gateway	138.18*	-	-	138.18*	-
	1	[Component] New Deal for 18-24 - Follow-through	n.s.	-	-	n.s.	-
	2	[Component] New Deal 25+ - Gateway	53.74	-	-	53.74	-
	2	[Component] New Deal 25+ - Follow-through	n.s.	-	-	n.s.	-
	9	Jobcentre Plus - placement and advisory functions	3,036.93*	-	-	3,036.93*	-
	10	New Deal for Partners of Unemployed People (NDPU)	0.81	-	-	0.81	-
	11	New Deal for Lone Parents (NDLP)	36.06	:	:	:	36.06
	16	Work trials	0.07	-	0.07	-	-
	22	Programme centres (plus other jobsearch provision: Jobclub, Jobplan)	-	-	-	-	1
	35	Employment zones	121.70	-	-	121.70	-
	37	New Deal 50+	4.10	-	-	4.10	-
	38	Action Teams for Jobs	58.94	:	:	58.94	2
	40	Connexions Service	744.11	-	-	744.11	-
	43	Jobcentre Plus - other programmes	214.42	-	-	214.42	-
	44	Work Step	101.24	-	-	101.24	-
1.2	41	Jobcentre Plus - benefit administration	1,601.78	-	-	1,601.78	-
Total category 1 - Labour market services			6,112.08*	-	0.07	6,075.95*	36.06
2 - Training							
2.1	1	[Component] New Deal for 18-24 - Education and training option	64.82*	:	:	:	64.82
	2	[Component] New Deal 25+ - Full-time education/training option	172.64	:	:	:	172.64
2.3	4	Work-based learning for adults (WBLA)	309.57	:	:	:	309.57 3
2.4	5	Work-based training for young people (WBTP)	1,725.46*	-	-	1,725.46*	-
Total category 2 - Training			2,272.49*	-	-	1,725.46*	547.03
3 - Job rotation and job sharing							
Total category 3 - Job rotation and job sharing			-	-	-	-	-
4 - Employment incentives							
4.1	1	[Component] New Deal for 18-24 - Employment option	15.69*	-	15.69*	-	-
	2	[Component] New Deal 25+ - Employment option	12.79	-	12.79	-	-
Total category 4 - Employment incentives			28.49*	-	28.49*	-	-
5 - Integration of the disabled							
5	24	Employment rehabilitation (Work preparation)	18.85	-	-	18.85	-
5.1	31	Access to work	87.80	:	:	:	87.80
	32	Job introduction scheme (JIS)	1.54	-	1.54	-	-
	33	[Component] Supported employment (including Employ) - Interwork	27.26	-	27.26	-	-
5.2	33	[Component] Supported employment (including Employ) - Employ	142.19	-	142.19	-	-
5.3	12	New Deal for Disabled People (NDDP)	95.43	-	-	95.43	-
Total category 5 - Integration of the disabled			373.07	-	171.00	114.28	87.80
6 - Direct job creation							
6.2	1	[Component] New Deal for 18-24 - Voluntary sector & Environment Task Force options	69.77*	:	:	:	69.77
Total category 6 - Direct job creation			69.77*	-	-	-	69.77
7 - Start-up incentives							
7	36	Youth enterprise initiative (YEI)	7.82	7.82	-	-	-
Total category 7 - Start-up incentives			7.82	7.82	-	-	-

B.3.21 LMP expenditure by intervention and by type of action: United Kingdom, 2004


Euro (millions)

 Category, measure number and name	18.1 Total	18.2 Transfers to individuals	18.3 Transfers to employers	18.4 Transfers to service providers	18.5 Not specified	Notes
8 - Out-of-work income maintenance and support						
8.1 3 Jobseeker's allowance (JSA): payments	4,891.99	4,891.99	-	-	-	
Total category 8 - Out-of-work income maintenance and support	4,891.99	4,891.99	-	-	-	
9 - Early retirement						
9						
Total category 9 - Early retirement	-	-	-	-	-	

Notes


- 1 Expenditure included under UK-44 (Other Jobcentre Plus programmes)
- 2 Includes programme expenditure and administrative expenditure.
- 3 Includes ESF contribution.

B.3.22 LMP expenditure by intervention and by type of action: България (Bǎlgarija), 2004
Euro (millions)


 Category, measure number and name		18.1 Total	18.2 Transfers to individuals	18.3 Transfers to employers	18.4 Transfers to service providers	18.5 Not specified	Notes
1 - Labour market services							
1.1	1	-	-	-	-	-	1
	2	-	-	-	-	-	1
	48	0.00	0.00	-	-	-	
	[Component] Encouraging the territorial mobility of the unemployed people (Article 42, paragraph 2 of EPA) -						
1.2	3	13.89	-	-	13.89	-	2
	4	0.13	-	-	0.13	-	
	Administration of active measures						
	Other activities						
Total category 1 - Labour market services		14.02	0.00	-	14.02	-	
2 - Training							
2.1	5	4.72	1.14	-	3.59	-	
	Organization of vocational training courses by the EA (Art. 63 of EPA)						
	6	0.01	-	0.01	-	-	
	Employment protection and maintenance (Art. 57, Paragraphs 2 and 3 of the EPA)						
	7	0.48	:	:	:	0.48	
	"Computer training for young people" National Programme						
	8	n.s.	n.s.	-	n.s.	-	
	"Vocational training and social inclusion of school dropouts" Project						
	9	0.09	:	:	:	0.09	
	Social Inclusion of Young People Leaving Residential care Homes						
	10	0.04	:	:	:	0.04	
	"Back to work" Project						
	11	n.s.	n.s.	-	n.s.	-	
	"Literacy, qualification and employment" Pilot programme for foreigners having gained refugee status or humanitarian status						
	12	0.14	:	:	:	0.14	
	Regional programmes for literacy, vocational training and employment in public benefit activities (Article 31 of the EPA)						
	13	0.01	-	0.01	-	-	
	"New professional qualifications in the sphere of information technologies and computer networks" Project						
	42	0.97	-	-	0.97	-	
	[Component] "Welfare to work" national programme -						
	43	0.02	-	-	0.02	-	
	[Component] "Employment for teachers in the training of disabled children" Programme -						
	44	0.30*	:	:	:	0.30*	
	[Component] "Beautiful Bulgaria" Project -						
	47	0.00	-	-	0.00	-	
	[Component] Reintegration of Ex-convicts -						
	49	0.00	-	-	0.00	-	
	[Component] Provision of incentives to employers to hire unemployment benefits recipients at part-time working arrangements (Article 43 of EPA) -						
2.4	14	3.53	-	3.53	-	-	
	Provision of incentives to employers to open jobs for internships of unemployed people under 29 (Article 41 of EPA)						
	15	1.30	-	1.30	-	-	
	Provision of incentives to employers to open jobs for the acquisition of qualifications through internships (Article 46 of the EPA)						
	16	0.03	:	:	:	0.03	
	"Crafts training under the dual system" Pilot Project (2004)						
Total category 2 - Training		11.65*	1.14	4.86	4.57	1.08*	
3 - Job rotation and job sharing							
3.1	17	-	:	-	-	:	
	Provision of incentives to employers to hire unemployed people to fill in for employees attending training courses (Art. 45 of the EPA)						
Total category 3 - Job rotation and job sharing		-	-	-	-	-	

B.3.22 LMP expenditure by intervention and by type of action: България (Bǎlgarija), 2004

Euro (millions)

 Category, measure number and name		18.1 Total	18.2 Transfers to individuals	18.3 Transfers to employers	18.4 Transfers to service providers	18.5 Not specified	Notes
4 - Employment incentives							
4	48 [Component] Encouraging the territorial mobility of the unemployed people (Article 42, paragraph 2 of EPA) -	0.04	0.04	-	-	-	
4.1	18 Provision of incentives to employers to hire unemployed people under 29 (Article 36 of EPA)	1.02	-	1.02	-	-	
	19 Provision of incentives to employers to hire long-term unemployed (Article 37 of EPA)	0.37	-	0.37	-	-	
	20 Encouraging employer micro-enterprises to open new jobs through the subsidizing of the first 5 opened jobs (Article 50 of the EPA)	0.15	-	0.15	-	-	
	21 Provision of incentives to employers to hire unemployed people as part-timers (Article 51 of the EPA)	0.52	-	0.52	-	-	
	22 Provision of incentives to employers to create jobs for unemployed people, who are single parents of children up to 3 years of age.	0.54	-	0.54	-	-	
	23 Provision of incentives to employers to hire unemployed women over the age of 50 and unemployed men over the age of 55 (Art. 55a of the EPA)	0.68	-	0.68	-	-	
	24 "Support in retirement" national programme	1.28	-	1.28	-	-	
	45 [Component] National agricultural producers programme -	0.05	-	0.05	-	-	
	47 [Component] Reintegration of Ex-convicts -	0.00	-	0.00	-	-	
	49 [Component] Provision of incentives to employers to hire unemployment benefits recipients at part-time working arrangements (Article 43 of EPA) -	0.01	-	0.01	-	-	
	50 [Component] Entrepreneurship promotion (Art. 47, 48, 49 of the EPA) -	0.00	0.00	-	-	-	
4.2	25 Employment protection and maintenance (Art. 57, Paragraph 1 of the EPA)	0.01	-	0.01	-	-	
Total category 4 - Employment incentives		4.69	0.04	4.65	-	-	
5 - Integration of the disabled							
5	26 "Entrepreneurship promotion amongst people with reduced capacity" Programme	0.06	0.06	-	-	-	
5.1	27 Provision of incentives to employers to create jobs for unemployed people with permanently reduced capacity to work (Art. 52 of the EPA)	1.65	-	1.65	-	-	
	46 [Component] National programme for disabled people's training and employment -	-	-	-	-	-	
5.2	46 [Component] National programme for disabled people's training and employment -	0.29	-	0.29	-	-	
5.3	46 [Component] National programme for disabled people's training and employment -	0.01	-	0.01	-	-	
Total category 5 - Integration of the disabled		2.00	0.06	1.94	-	-	
6 - Direct job creation							
6.2	28 "Employment for young people with university degree in public administration" programme	0.93	-	0.93	-	-	
	29 "Employment in support of the Bulgarian theatre" National programme	0.31	-	0.31	-	-	
	30 "Crop protection" National programme	0.48	-	0.48	-	-	
	42 [Component] "Welfare to work" national programme -	69.94	-	69.94	-	-	
	43 [Component] "Employment for teachers in the training of disabled children" Programme -	0.12	-	0.12	-	-	
	44 [Component] "Beautiful Bulgaria" Project -	0.62*	:	:	:	0.62*	
Total category 6 - Direct job creation		72.41*	-	71.78	-	0.62*	

B.3.22 LMP expenditure by intervention and by type of action: България (Bǎlgarija), 2004
Euro (millions)


 Category, measure number and name		18.1 Total	18.2 Transfers to individuals	18.3 Transfers to employers	18.4 Transfers to service providers	18.5 Not specified	Notes
7 - Start-up incentives							
7	31 "Employment through business support" Project (JOBS)	0.55	:	:	:	0.55	
	32 Vocational training to individuals having received a credit under the "Microcredit guarantee fund" Project (Art. 48 of the EPA)	0.00	0.00	-	-	-	
	33 Encouraging entrepreneurship among agricultural producers (Article 49a of the EPA)	0.61	0.61	-	-	-	
	34 Programme for encouraging employment and vocational training in the apiculture	0.24	-	-	0.24	-	
	35 "Provision of entrepreneurship incentives for women in the sphere of childcare services" Project	0.06	:	:	:	0.06	
	45 [Component] National agricultural producers programme -	0.24	0.01	0.23	-	-	
	50 [Component] Entrepreneurship promotion (Art. 47, 48, 49 of the EPA) -	0.01	0.01	-	-	-	
Total category 7 - Start-up incentives		1.71	0.62	0.23	0.24	0.61	
8 - Out-of-work income maintenance and support							
8.1	37 Unemployment benefits	51.77	51.77	-	-	-	
8.3	38 Part-time unemployment benefits (Article 54b of Social Insurance Code)	0.04	0.04	-	-	-	
8.4	36 Redundancy compensation (Decree 141 of the Council of Ministers)	0.00	0.00	-	-	-	
Total category 8 - Out-of-work income maintenance and support		51.81	51.81	-	-	-	
9 - Early retirement							
9							
Total category 9 - Early retirement		-	-	-	-	-	

Notes

- 1 Expenditure is included in measure BG-3.
- 2 Includes expenditure of measures BG-1 and BG-2.


B.3.23 LMP expenditure by intervention and by type of action: România , 2003

Euro (millions)

 Category, measure number and name		18.1 Total	18.2 Transfers to individuals	18.3 Transfers to employers	18.4 Transfers to service providers	18.5 Not specified	Notes
1 - Labour market services							
1.1	3	0.24	-	-	0.24	-	
	5	0.10	-	-	0.10	-	
	6	0.00	-	-	0.00	-	
	31	2.91	-	-	2.91	-	
1.2	29	15.69	-	-	15.69	-	
	30	3.81	-	-	3.81	-	
Total category 1 - Labour market services		22.76	-	-	22.76	-	
2 - Training							
2	17	-	-	-	-	-	
2.1	4	-	-	-	-	-	
	7	1.37	0.19	-	1.18	-	
Total category 2 - Training		1.37	0.19	-	1.18	-	
3 - Job rotation and job sharing							
3							
Total category 3 - Job rotation and job sharing		-	-	-	-	-	
4 - Employment incentives							
4.1	9	-	-	-	-	-	
	10	-	-	-	-	-	
	11	7.37	7.37	-	-	-	
	12	0.43	0.43	-	-	-	
	13	0.72	0.72	-	-	-	
	14	8.70	-	8.70	-	-	
	15	0.92	-	0.92	-	-	
	18	10.75	-	10.75	-	-	
	21	0.05	-	0.05	-	-	
4.2	26	-	-	-	-	-	1
Total category 4 - Employment incentives		28.93	8.52	20.42	-	-	
5 - Integration of the disabled							
5.1	16	0.06	-	0.06	-	-	
	19	0.11	-	0.11	-	-	
Total category 5 - Integration of the disabled		0.17	-	0.17	-	-	
6 - Direct job creation							
6	25	0.39	-	0.39	-	-	
6.2	20	22.72	-	18.48	4.24*	-	
Total category 6 - Direct job creation		23.11	-	18.87	4.24*	-	
7 - Start-up incentives							
7	8	0.24	-	-	0.24	-	
	24	-	-	-	-	-	1
Total category 7 - Start-up incentives		0.24	-	-	0.24	-	

B.3.23 LMP expenditure by intervention and by type of action: România , 2003

Euro (millions)


 Category, measure number and name		18.1 Total	18.2 Transfers to individuals	18.3 Transfers to employers	18.4 Transfers to service providers	18.5 Not specified	Notes
8 - Out-of-work income maintenance and support							
8.1	1 [Component] Unemployment indemnity - support allowance, integration allowance	9.34	9.07	-	0.28	-	
	1 [Component] Unemployment indemnity - unemployment benefit	0.77	0.70	-	0.08	-	
	2 [Component] Unemployment indemnity 2 - indemnity (50%)	17.46	17.06	-	0.40	-	
	2 [Component] Unemployment indemnity 2 - indemnity (75%)	197.49	188.95	-	8.54	-	
8.4	23 Compensation in case of restructuring of state owned companies and collective lay offs	44.11	43.68	-	0.43	-	
Mixed	22 Support in case of restructuring in the defence sector or state owned companies	17.41	17.20	-	0.21	-	
Total category 8 - Out-of-work income maintenance and support		286.58	276.65	-	9.92	-	
9 - Early retirement							
9							
Total category 9 - Early retirement		-	-	-	-	-	

Notes

1 Measure not applied in 2003.


B.3.24 LMP expenditure by intervention and by type of action: Norway, 2004

Euro (millions)

 Category, measure number and name		18.1 Total	18.2 Transfers to individuals	18.3 Transfers to employers	18.4 Transfers to service providers	18.5 Not specified	Notes
1 - Labour market services							
1	26	[Component] Services of the Public Employment Service (Aetat) - Public Employment Services	59.62	-	-	59.62	-
1.1	26	[Component] Services of the Public Employment Service (Aetat) - Guidance/service for occupationally disabled	62.25	-	-	62.25	-
	26	[Component] Services of the Public Employment Service (Aetat) - Guidance/service for unemployed, partially unemployed and regular labour market measures	49.23	-	-	49.23	-
	33	Job placement through service providers (KAT)	4.15	1.57	-	2.58	-
	34	Job placement for unemployed from the government (VALS)	0.09	-	-	0.09	-
	4	Job clubs	4.02	-	-	4.02	-
1.2	26	[Component] Services of the Public Employment Service (Aetat) - Administration of rehabilitation benefits	20.79	-	-	20.79	-
	26	[Component] Services of the Public Employment Service (Aetat) - Administration of unemployment benefits	25.93	-	-	25.93	-
	26	[Component] Services of the Public Employment Service (Aetat) - Recruitment	15.53	-	-	15.53	-
	26	[Component] Services of the Public Employment Service (Aetat) - Information and registration	28.56	-	-	28.56	-
Total category 1 - Labour market services		270.16	1.57	-	268.59	-	
2 - Training							
2.1	7	Labour Market Training (AMO)	143.89	59.30	-	84.60	- 1
2.2	8	Work experience in ordinary enterprises	40.73	36.63	4.11	-	- 2
	9	In-house training (BIO)	2.17	-	2.17	-	-
Total category 2 - Training		186.80	95.92	6.28	84.60	-	
3 - Job rotation and job sharing							
3.1	12	Temporary substitute places	0.24	-	0.24	-	-
Total category 3 - Job rotation and job sharing		0.24	-	0.24	-	-	
4 - Employment incentives							
4.1	5	Mobility promoting grants	0.30	0.30	-	-	-
	6	Wage subsidies to employers	55.60	2.40	53.21	-	- 3
Total category 4 - Employment incentives		55.90	2.70	53.21	-	-	
5 - Integration of the disabled							
5.1	13	In-house rehabilitation (BIA)	0.06	-	0.06	-	- 4
	14	Temporary employment measures for the occupationally disabled	6.14	-	6.14	-	-
	18	Integration subsidies	n.s.	-	n.s.	-	- 5
	19	Supported employment (AB)	67.41	42.63	-	24.78	-
	21	Work experience - Practice in regular places of work for the occupationally disabled	120.37	117.99	2.38	-	-
	23	Sheltered workshops (AMB phase 1)	39.14	20.69	18.45	-	-
	28	Wage subsidies for the occupationally disabled	27.29	2.88	24.40	-	-
	30	Work experience in ordinary enterprises for the occupationally disabled	6.17	4.04	2.13	-	-
	31	Flexijob	3.85	-	3.85	-	-
	35	Labour Market Training for occupationally disabled (AMO)	29.65	24.10	-	5.55	-
5.2	15	Work experience in sheltered enterprises	99.57	47.52	52.05	-	-
	24	Sheltered workshops (AMB phase 2)	70.92	5.64	65.29	-	-
5.3	22	Education in regular schools	624.86	545.09	3.83	75.94	-
Total category 5 - Integration of the disabled		1,095.44	810.58	178.59	106.27	-	
6 - Direct job creation							
6.2	11	Temporary public employment (KAJA)	1.59	-	1.59	-	-
Total category 6 - Direct job creation		1.59	-	1.59	-	-	

B.3.24 LMP expenditure by intervention and by type of action: Norway, 2004

Euro (millions)

 Category, measure number and name		18.1 Total	18.2 Transfers to individuals	18.3 Transfers to employers	18.4 Transfers to service providers	18.5 Not specified	Notes
7 - Start-up incentives							
7	25 Start your own business	5.24	5.24	-	-	-	2
Total category 7 - Start-up incentives		5.24	5.24	-	-	-	
8 - Out-of-work income maintenance and support							
8.1	1 [Component] Unemployment benefits - Full Unemployment benefits	928.71	928.71	-	-	-	
	27 Payments for occupational rehabilitation between measures	405.75	405.75	-	-	-	
	29 Waiting benefit	18.64	18.64	-	-	-	
8.3	1 [Component] Unemployment benefits - Part-time unemployment benefits	238.84	238.84	-	-	-	
8.4	1 [Component] Unemployment benefits - Redundancy compensation	120.08	120.08	-	-	-	
8.5	1 [Component] Unemployment benefits - Bankruptcy compensation	41.94	41.94	-	-	-	
Total category 8 - Out-of-work income maintenance and support		1,753.95	1,753.95	-	-	-	
9 - Early retirement							
9							
Total category 9 - Early retirement		-	-	-	-	-	

Notes

- 1 Includes 22.6 million Euro of unemployment benefits paid to eligible participants. Before 2003 this measure included Labour Market Training (AMO) for occupationally disabled jobseekers, now reported separately (NO-35).
- 2 Includes 3.8 million Euro of unemployment benefits paid to eligible participants.
- 3 Includes 2.4 million Euro of unemployment benefits paid to eligible participants.
- 4 Measure ended in 2002, only residual expenditure/participants.
- 5 Measure ended in 2003.

C PARTICIPANTS

C.1 LMP stocks by type of action

C.1.1 LMP stocks by category, 2004^{1,2,3}

eurostat	Number of participants									
	2 Training	3 Job rotation and job sharing	4 Employment incentives	5 Integration of the disabled	6 Direct job creation	7 Start-up incentives	LMP measures (Categories 2-7)	8 Out-of-work income maintenance and support	9 Early retirement	LMP supports (Categories 8-9)
EU-25 ¹	:	:	:	:	:	:	:	:	:	:
EU-15	:	43,931.1	:	:	:	:	:	:	:	:
BE	121,385	-	56,760	28,598	113,752	1,071	321,566	609,251	108,730	717,981
CZ	7,510	-	24,347	-	9,874	6,002	-	169,109	-	169,109
DK	51,369	-	33,152	64,979	15	-	149,515	201,210	79,512	280,722
DE	1,074,924	3,219	188,986	169,718	273,049	255,615	1,965,511	4,285,570	79,632	4,365,202
EE	690	-	-	-	104	-	-	19,773	-	19,773
EL	:	:	:	:	-	:	:	:	-	:
ES	:	17,572	1,537,923	:	:	:	:	1,262,613	:	:
FR	534,494	-	490,395	:	317,303	51,146	:	2,676,919	122,937	2,799,856
IE	26,124	-	8,307	3,249	24,163	6,855	68,698	154,577	11,228	165,805
IT	:	14,557	748,744	19,078	50,860	19,076	:	623,381	86,876	710,257
CY	:	:	:	:	:	:	:	:	:	:
LV ¹	1,402	-	266	238	3,564	-	5,470	39,097	-	39,097
LT	5,618	-	:	:	6,351	159	:	14,886	12,001	26,887
LU	:	-	:	:	438.0	:	:	:	1,310.0	:
HU	20,344	-	42,658	:	18,240	5,203	:	123,925	5,693	129,618
MT	:	:	:	:	:	:	:	:	:	:
NL	734,153	204	48,179	176,910	50,230	-	1,009,676	854,700	-	854,700
AT	65,618	3	42,951	-	4,769	739	-	222,964	67,881	290,845
PL	:	:	:	:	:	:	:	:	:	:
PT	37,980	-	:	:	23,539	-	:	:	34,195	:
SI	:	:	:	:	:	:	:	:	:	:
SK	4,690	-	5,802	:	100,316	2,958	:	78,542	4,223	82,765
FI	49,763	7,279	20,063	7,905	10,920	2,643	98,573	296,784	50,694	347,478
SE	56,451	1,097	44,385	82,939	-	5,601	190,473	361,836	-	361,836
UK	354,467	-	3,470	145,924	6,380	-	510,241	841,401	-	841,401
BG	:	-	:	:	86,660	:	:	87,480	-	87,480
RO ¹	5,458	-	68,487	242	20,307	-	94,494	313,669	-	313,669
NO	12,485	17	2,913	48,489	78	262	64,244	114,145	-	114,145

Notes

1 LV & RO: Data refer to 2003. EU-25 includes 2003 data for LV.

2 Some of these values may be estimated (or include estimated values) or be subject to relevant comments. Refer to the detailed country tables in section C.3.

3 Participants in categories 2-7 should never be added to those in categories 8-9.

C.1.2 Share of LMP stocks by category, 2004^{1,2}

eurostat	% total stock in categories 2-7					% total stock in categories 8-9				
	2 Training	3 Job rotation and job sharing	4 Employment incentives	5 Integration of the disabled	6 Direct job creation	7 Start-up incentives	LMP measures (Categories 2-7)	8 Out-of-work income maintenance and support	9 Early retirement	LMP supports (Categories 8-9)
EU-25 ¹	:	:	:	:	:	:	:	:	:	:
EU-15	:	:	:	:	:	:	:	:	:	:
BE	37.7	-	17.7	8.9	35.4	0.3	100.0	84.9	15.1	100.0
CZ	:	:	:	:	:	:	:	100.0	-	100.0
DK	34.4	-	22.2	43.5	0.0	-	100.0	71.7	28.3	100.0
DE	54.7	0.2	9.6	8.6	13.9	13.0	100.0	98.2	1.8	100.0
EE	:	:	:	:	:	:	:	100.0	-	100.0
EL	:	:	:	:	:	:	:	:	:	:
ES	:	:	:	:	:	:	:	:	:	:
FR	:	:	:	:	:	:	:	95.6	4.4	100.0
IE	38.0	-	12.1	4.7	35.2	10.0	100.0	93.2	6.8	100.0
IT	:	:	:	:	:	:	:	87.8	12.2	100.0
CY	:	:	:	:	:	:	:	:	:	:
LV ¹	25.6	-	4.9	4.4	65.2	-	100.0	100.0	-	100.0
LT	:	:	:	:	:	:	:	55.4	44.6	100.0
LU	:	:	:	:	:	:	:	:	:	:
HU	:	:	:	:	:	:	:	95.6	4.4	100.0
MT	:	:	:	:	:	:	:	:	:	:
NL	72.7	0.0	4.8	17.5	5.0	-	100.0	100.0	-	100.0
AT	:	:	:	:	:	:	:	76.7	23.3	100.0
PL	:	:	:	:	:	:	:	:	:	:
PT	:	:	:	:	:	:	:	:	:	:
SI	:	:	:	:	:	:	:	:	:	:
SK	:	:	:	:	:	:	:	:	:	:
FI	50.5	7.4	20.4	8.0	11.1	2.7	100.0	94.9	5.1	100.0
SE	29.6	0.6	23.3	43.5	-	2.9	100.0	85.4	14.6	100.0
UK	69.5	-	0.7	28.6	1.3	-	100.0	100.0	-	100.0
BG	:	:	:	:	:	:	:	100.0	-	100.0
RO ¹	5.8	-	72.5	0.3	21.5	-	100.0	100.0	-	100.0
NO	19.4	0.0	4.5	75.5	0.1	0.4	100.0	100.0	-	100.0

Notes

1 LV & RO: Data refer to 2003. EU-25 includes 2003 data for LV.

2 Some of these values may be estimated (or include estimated values) or be subject to relevant comments. Refer to the detailed country tables in section C.3.

C.2 LMP entrants by type of action

C.2.1 LMP entrants by category, 2004^{1,2,3}

eurostat	Number of participants									
	2 Training	3 Job rotation and job sharing	4 Employment incentives	5 Integration of the disabled	6 Direct job creation	7 Start-up incentives	LMP measures (Categories 2-7)	8 Out-of-work income maintenance and support	9 Early retirement	LMP supports (Categories 8-9)
EU-25 ¹	:	:	:	:	:	:	:	:	:	:
EU-15	:	:	:	:	:	:	:	:	:	:
BE	:	:	:	:	:	:	:	:	:	:
CZ	47,951	-	30,958	-	18,246	2,927	-	462,931	-	462,931
DK	204,323	-	109,154	-	5	-	-	585,888	-	-
DE	2,409,912	3,965	576,921	154,398	432,797	380,853	3,958,846	7,430,727	50,288	7,481,015
EE	8,274	-	259	-	354	287	9,174	57,914	-	57,914
EL	:	:	:	:	:	:	:	:	:	:
ES	378,096	52,786	1,117,033	53,914	199,650	108,413	1,909,892	3,725,026	20,035	3,745,061
FR	898,475	-	563,239	-	377,924	64,426	-	-	26,264	-
IE	:	-	:	4,678	33,297	:	:	298,434	:	:
IT	:	:	:	:	2,305	:	:	:	599	:
CY	:	:	:	:	:	:	:	:	:	:
LV ¹	7,117	-	462	737	17,372	-	25,688	41,891	-	41,891
LT	24,394	-	8,152	537	37,391	4,786	75,260	44,219	5,927	50,146
LU	:	-	:	:	438.0	:	:	:	1,310.0	:
HU	33,361	-	53,574	-	54,029	3,041	-	351,033	2,673	353,706
MT	:	:	:	:	:	:	:	:	:	:
NL	:	:	:	46,745	-	-	-	-	-	-
AT	609,393	-	60,728	18,108	9,295	3,952	701,476	891,558	51,225	942,783
PL	:	:	:	:	:	:	:	:	:	:
PT	57,763	13	:	10,788	34,394	1,686	-	-	-	-
SI	:	:	:	:	:	:	:	:	:	:
SK	27,168	-	16,314	-	243,426	5,618	-	-	-	-
FI	138,964	11,525	32,020	28,569	25,259	4,776	241,113	279,912	10,368	290,280
SE	183,850	1,407	147,665	-	-	10,272	-	638,787	-	638,787
UK	400,960	-	7,350	-	38,220	3,492	-	2,458,030	-	2,458,030
BG	70,236	-	16,428	3,862	140,592	21,001	252,119	155,428	-	155,428
RO ¹	23,004	-	155,843	323	75,174	4,006	258,350	537,383	-	537,383
NO	52,995	-	8,439	82,158	169	958	144,719	170,962	-	170,962

Notes

1 LV & RO: Data refer to 2003. EU-25 includes 2003 data for LV.

2 Some of these values may be estimated (or include estimated values) or be subject to relevant comments. Refer to the detailed country tables in section C.3.

3 Participants in categories 2-7 should never be added to those in categories 8-9.

C.2.2 Share of LMP entrants by category, 2004^{1,2}

eurostat	% total stock in categories 2-7					% total stock in categories 8-9				
	2 Training	3 Job rotation and job sharing	4 Employment incentives	5 Integration of the disabled	6 Direct job creation	7 Start-up incentives	LMP measures (Categories 2-7)	8 Out-of-work income maintenance and support	9 Early retirement	LMP supports (Categories 8-9)
EU-25 ¹	:	:	:	:	:	:	:	:	:	:
EU-15	:	:	:	:	:	:	:	:	:	:
BE	:	:	:	:	:	:	:	:	:	:
CZ	:	:	:	:	:	:	:	:	:	:
DK	:	:	:	:	:	:	:	100.0	:	100.0
DE	60.9	0.1	14.6	3.9	10.9	9.6	100.0	99.3	0.7	100.0
EE	90.2	-	2.8	-	3.9	3.1	100.0	100.0	-	100.0
EL	:	:	:	:	:	:	:	:	:	:
ES	19.8	2.8	58.5	2.8	10.5	5.7	100.0	99.5	0.5	100.0
FR	:	:	:	:	:	:	:	:	:	:
IE	:	:	:	:	:	:	:	:	:	:
IT	:	:	:	:	:	:	:	:	:	:
CY	:	:	:	:	:	:	:	:	:	:
LV ¹	27.7	-	1.8	2.9	67.6	-	100.0	100.0	-	100.0
LT	32.4	-	10.8	0.7	49.7	6.4	100.0	88.2	11.8	100.0
LU	:	:	:	:	:	:	:	:	:	:
HU	:	:	:	:	:	:	:	99.2	0.8	100.0
MT	:	:	:	:	:	:	:	:	:	:
NL	:	:	:	:	:	:	:	:	:	:
AT	86.9	-	8.7	2.6	1.3	0.6	100.0	94.6	5.4	100.0
PL	:	:	:	:	:	:	:	:	:	:
PT	:	:	:	:	:	:	:	:	:	:
SI	:	:	:	:	:	:	:	:	:	:
SK	:	:	:	:	:	:	:	:	:	:
FI	57.6	4.8	13.3	11.8	10.5	2.0	100.0	96.4	3.6	100.0
SE	:	:	:	:	:	:	:	100.0	-	100.0
UK	:	:	:	:	:	:	:	100.0	-	100.0
BG	27.9	-	6.5	1.5	55.8	8.3	100.0	100.0	-	100.0
RO ¹	8.9	-	60.3	0.1	29.1	1.6	100.0	100.0	-	100.0
NO	36.6	-	5.8	56.8	0.1	0.7	100.0	100.0	-	100.0

Notes

1 LV & RO: Data refer to 2003. EU-25 includes 2003 data for LV.

2 Some of these values may be estimated (or include estimated values) or be subject to relevant comments. Refer to the detailed country tables in section C.3.


C.3.1 LMP participants by intervention and by type of action: Belgique/België, 2004

Category, measure number and name		Number of participants															
		Men and women					Women					Notes					
		Total			Under 25s		Total			Total							
		Stock	Entrants	Exits	Stock	Entrants	Exits	Stock	Entrants	Exits	Stock		Entrants	Exits			
1 - Labour market services		13,418	:	:	:	:	:	:	:	:	:	:	8,050	:	:	:	
1.1	12 Vocational integration (RW)	3,272	:	:	:	:	:	:	:	:	:	:	1,636*	:	:	:	
30	Regional employment missions (RW)	6,362	:	:	6,362	:	:	:	:	:	:	:	1,890*	:	:	:	
46	Insertion plan for young people (RW)	83,085	84,721	83,165	35,476	33,445	33,368	40,435	41,423	40,964							
54	Pathway to work (RF)	1,424	:	:	:	:	:	:	:	:	:	:	272	:	:	:	
60	Restructuring support programme (retraining units) (RW)	1,514	:	:	:	:	:	:	:	:	:	:	606	:	:	:	
65	Re-employment fund (RF)	:	30,899	:	:	:	:	:	:	:	:	:	:	15,255	:	:	
68	Vocational integration (RBC)	35,896	:	:	:	7,251	:	:	:	:	:	:	19,106	:	:	:	
77	Vocational guidance (RW)	7,730	7,730	858	2,557	2,557	573	3,843	3,843	477							
78	Vocational project contract (RBC)	:	:	:	:	:	:	:	:	:	:	:	:	:	:	:	
Total category 1 - Labour market services		15,106	50,415	41,314	8,622	17,883	15,851	9,741	23,433	19,427							
2 - Training		39,850	6,466	6,340	:	1,676	1,642	13,749*	2,952	2,899							
2.1	3 Encouraging the unemployed to resume studying (Fed)	2,595	:	:	:	:	:	:	:	:	:	:	:	:	:	:	
40	Vocational training (RF)	n.s.	n.s.	n.s.	n.s.	n.s.	n.s.	n.s.	n.s.	n.s.	n.s.	n.s.	n.s.	n.s.	n.s.	n.s.	
41	Vocational training (RW)	n.s.	350	:	n.s.	54	:	n.s.	212	:	:	:	n.s.	212	:	:	
42	Vocational training (RBC)	n.r.	:	:	n.r.	:	:	n.r.	:	:	:	:	n.r.	:	:	:	
43	Vocational training (Fed)	3,293	:	:	:	:	:	1,020	:	:	:	:	1,020	:	:	:	
44	Vocational training (CG)	9,402	:	:	:	:	:	2,802	:	:	:	:	2,802	:	:	:	
64	Language training cheques (RBC)	8	15	22	7	13	19	2	3	7			2	3	4		
75	Driving licences grants (RW)	n.s.	4	:	n.s.	3	:	n.s.	n.s.	n.s.	n.s.	n.s.	n.s.	n.s.	n.s.	n.s.	
2.2	7 Support for the creation, extension and restructuring of enterprises (RW)	:	:	:	:	:	:	:	:	:	:	:	:	:	:	:	
13	Training and integration contract (RW)	65	:	:	:	:	:	:	:	:	:	:	:	:	:	:	
29	Tutorial (RBC)	20,000*	:	:	20,000*	:	:	10,000*	:	:	:	:	10,000*	:	:	:	
67	Support for the creation, extension and restructuring of enterprises (RBC)	5,000*	:	:	5,000*	:	:	3,550*	:	:	:	:	3,550*	:	:	:	
2.3	76 Language immersion grants (RW)	121,385*	:	:	:	:	:	55,018*	:	:	:	:	55,018*	:	:	:	
2.4	8 Alternance training (Fed)																
10	Alternance training (RW)																
Total category 2 - Training		121,385*	:	:	:	:	:	55,018*	:	:	:	:	55,018*	:	:	:	
3 - Job rotation and job sharing																	
3																	
Total category 3 - Job rotation and job sharing																	

C.3.1 LMP participants by intervention and by type of action: Belgique/België, 2004

	Category, measure number and name	Number of participants													
		Men and women						Women							
		Total			Under 25s			Total			Total				
		Stock	Entrants	Exits	Stock	Entrants	Exits	Stock	Entrants	Exits	Stock	Entrants	Exits		
4 - Employment incentives		19,942	:	:	:	:	:	:	:	:	:	:	15,175	:	:
4	39 Part-time workers receiving income guarantee allowance (Fed)	474	:	:	:	:	:	:	:	:	:	:	143	:	:
4.1	17 Recruitment of unemployed persons in the context of economic expansion (RW)	6,044*	:	:	:	:	:	:	:	:	:	:	2,658*	:	:
	22 Plan +1, +2, +3 (Fed)	2	:	:	:	:	:	:	:	:	:	:	1	:	:
	26 Relocation allowances for the unemployed (RBC)	78	74	:	65	56	:	:	:	:	:	:	28	22	:
	28 Transition-to-work subsidy (RBC)	-	-	-	-	-	-	-	-	-	-	-	-	-	-
	56 Wage-subsidies for integration enterprises (RBC)	29,463	:	:	:	:	:	:	:	:	:	:	16,511	:	:
	61 Activa (Fed)	104	63	:	5	4	:	:	:	:	:	:	39	24	:
	70 Recruitment of unemployed persons in the context of economic expansion (RBC)	653	:	:	:	:	:	:	:	:	:	:	208	:	:
	73 Insertion enterprises (RF)	56,760*	:	:	:	:	:	:	:	:	:	:	34,763*	:	:
Total category 4 - Employment incentives		28,598	:	:	:	:	:	:	:	:	:	:	11,765	:	:
5 - Integration of the disabled		28,598	:	:	:	:	:	:	:	:	:	:	11,765	:	:
5	36 Work and rehabilitation for disabled persons (RF, RW, RBC)														
Total category 5 - Integration of the disabled															
6 - Direct job creation		2,749	794	688	14	19	7						1,122	287	258
6	66 Social workshops (RF)	1,048*	:	:	:	:	:	:	:	:	:	:	659*	:	:
6.1	14 Third working circuit (RW, RBC)	44,290	:	:	:	:	:	:	:	:	:	:	26,065	:	:
	18 Subsidised contractors (Fed, RF, RW, RBC, CG)	7,514	:	:	:	:	:	:	:	:	:	:	3,757*	:	:
	19 Promoting employment in the non-market sector - FBI (Fed, RW, RBC, CG)	38,344*	:	:	:	:	:	:	:	:	:	:	25,855*	:	:
	63 Support for the promotion of employment (APE) - Market and non-market sectors (RW)	12,873	:	:	:	:	:	:	:	:	:	:	11,289	:	:
6.2	21 Local employment agencies (Fed)	3,092	:	:	:	:	:	:	:	:	:	:	1,885	:	:
	27 Transition-to-work scheme (RF)	78	57	54	69	51	25						30	22	24
	52 First job agreement in projects of public interest (RBC)	719	:	407	:	:	:	:	:	:	:	:	:	:	:
	71 Transition-to-work scheme (RBC)	3,045	:	:	:	:	:	:	:	:	:	:	1,613	:	:
	72 Transition-to-work scheme (RW)	113,752*	:	:	:	:	:	:	:	:	:	:	:	:	:
Total category 6 - Direct job creation															
7 - Start-up incentives		517*	:	:	:	:	:	:	:	:	:	:	211*	:	:
7	34 Loans for unemployed persons (Fed)	554*	394	:	117*	87	:	:	:	:	:	:	179*	119	:
	45 Support for the creation and management of enterprises (RBC)	1,071*	:	:	:	:	:	:	:	:	:	:	390*	:	:
Total category 7 - Start-up incentives															

C.3.1 LMP participants by intervention and by type of action: Belgique/België, 2004

 Category, measure number and name	Number of participants											
	Men and women						Women					
	Total			Under 25s			Total			Total		
	Stock	Entrants	Exits	Stock	Entrants	Exits	Stock	Entrants	Exits	Stock	Entrants	Exits
8 - Out-of-work income maintenance and support												
8.1 37 [Component] Unemployment benefit (Fed) - Full UB	575,093	:	:	73,158	:	:	306,978	:	:			
8.2 37 [Component] Unemployment benefit (Fed) - Partial UB	34,158	:	:	3,345	:	:	7,075	:	:			
8.5 37 [Component] Unemployment benefit (Fed) - Bankruptcy compensation	n.r.	:	:	n.r.	:	:	n.r.	:	:			
Total category 8 - Out-of-work income maintenance and support	609,251	:	:	76,503	:	:	314,053	:	:			
9 - Early retirement												
9.1 38 Early retirement by collective agreement (Fed)	108,730	:	:	-	-	-	16,540	:	:			
Total category 9 - Early retirement	108,730	:	:	-	-	-	16,540	:	:			

Notes

C.3.2 LMP participants by intervention and by type of action: Česká republika, 2004

Category, measure number and name	Number of participants											
	Men and women						Women					
	Total			Under 25s			Total			Total		
	Stock	Entrants	Exits	Stock	Entrants	Exits	Stock	Entrants	Exits	Stock	Entrants	Exits
1 - Labour market services 1												
Total category 1 - Labour market services	-	-	-	-	-	-	-	-	-	-	-	-
2 - Training 2 2 Retraining of the registered unemployed	7,510	47,951	42,176	2,268*	14,482	13,073	5,093	28,344	25,036			
Total category 2 - Training	7,510	47,951	42,176	2,268*	14,482	13,073	5,093	28,344	25,036			
3 - Job rotation and job sharing 3												
Total category 3 - Job rotation and job sharing	-	-	-	-	-	-	-	-	-	-	-	-
4 - Employment incentives 4.1 7 PBWP - publicly beneficial working places 19 Allowance for on-the-job training 9 Providing the working experience to graduates or obtaining the qualification by youngsters 4.2 18 Allowance for transporting employees 4 Contribution to employer for partial coverage of employees wages due to conversion to the new production program	16,583	22,083	18,232		7,901			11,877	10,080			1
	6,911	7,170	9,438					3,354	4,701			
	853	1,705	1,705				341	681	681			1
Total category 4 - Employment incentives	24,347	30,958	29,375					15,912	15,462			
5 - Integration of the disabled 5.1 12 Contribution to registered unemployed with working limitations for working equipment when starting self-employment 16 Contribution to the employer whose more than 50% of employees are disabled persons 5.2 5 Contribution to employers for establishing and running sheltered workshops and working places	166	70	94									
	1,496	1,566	1,204					767	587			
Total category 5 - Integration of the disabled												
6 - Direct job creation 6.2 8 PBW - publicly beneficial works	9,874	18,246	19,196					6,172	6,338			
Total category 6 - Direct job creation	9,874	18,246	19,196					6,172	6,338			

C.3.2 LMP participants by intervention and by type of action: Česká republika, 2004

Category, measure number and name	Men and women												Number of participants		
	Total			Under 25s			Total			Women			Notes		
	Stock	Entrants	Exits	Stock	Entrants	Exits	Stock	Entrants	Exits	Stock	Entrants	Exits			
7 - Start-up incentives															
7 13 SE PBWP - Self employment - publicly beneficial working places	6,002	2,927	3,165												
17 Bridging allowance	-	-	-											1	
Total category 7 - Start-up incentives	6,002	2,927	3,165												
8 - Out-of-work income maintenance and support															
8.1 3 Unemployment benefit for registered unemployed	169,109	457,188	297,803												
8.5 10 Protection of employees due to insolvency of the employer	n.r.	5,743	5,743				n.r.								
Total category 8 - Out-of-work income maintenance and support	169,109	462,931	303,546												
9 - Early retirement															
9	-	-	-												
Total category 9 - Early retirement	-	-	-												

Notes

- 1 Measure came into force in 2004 but in practice was not used until 2005.
- 2 Data include persons receiving unemployment benefits during retraining (CZ-2).

C.3.3 LMP participants by intervention and by type of action: Denmark, 2004

Category, measure number and name	Number of participants											
	Men and women						Women					
	Total		Under 25s		Total		Total		Total		Total	
	Stock	Entrants	Exits	Stock	Entrants	Exits	Stock	Entrants	Exits	Stock	Entrants	Exits
1 - Labour market services 1	-	-	-	-	-	-	-	-	-	-	-	-
Total category 1 - Labour market services	-	-	-	-	-	-	-	-	-	-	-	-
2 - Training												
2.1 9 Specially arranged activation	15,554	82,307	71,022	3,411	22,953	20,295	7,256	34,662	29,220			
8 Education and training	24,299	112,827	109,215	1,962	7,841	7,263	15,947	63,215	61,198			
33 Education of immigrants	5,361	5,673	7,318	644	784	912	3,158	3,393	4,227			
2.4 31 Adult apprenticeship support	6,155	3,516	2,884	-	-	-	2,229	1,530	1,157			
Total category 2 - Training	51,369	204,323	190,439	6,017	31,578	28,470	28,590	102,800	95,802			
3 - Job rotation and job sharing 3												
Total category 3 - Job rotation and job sharing	-	-	-	-	-	-	-	-	-	-	-	-
4 - Employment incentives												
4.1 6 Wage subsidies	20,248	66,467	49,471	1,335	4,611	3,367	10,465	34,749	25,772			
7 Practical work training in enterprises	9,988	42,519	35,538	2,094	10,898	9,340	5,230	21,222	17,515			
26 Servicejobs	2,916	168	731	-	-	-	1,894	107	493			
Total category 4 - Employment incentives	33,152	109,154	85,740	3,429	15,509	12,707	17,589	56,078	43,780			
5 - Integration of the disabled												
5.1 30 Support of disabled	3,318*	:	:	:	:	:	:	:	:			
5.2 21 Flex jobs, including flex jobs for self-employed	29,990	11,733	5,220	392	299	107	17,098	6,687	2,793			
22 Wage subsidies for persons, who receive early retirement pension (formerly known as light jobs)	5,987	1,295	1,168	102	80	30	2,660	560	522			
5.3 20 Rehabilitation	20,696	:	:	:	:	:	:	:	:			
28 Pre-rehabilitation	4,988	:	:	:	:	:	:	:	:			
Total category 5 - Integration of the disabled	64,979*	:	:	:	:	:	:	:	:			
6 - Direct job creation												
6.2 10 Voluntary unpaid activities	15	5	16	-	-	-	7	2	9			
Total category 6 - Direct job creation	15	5	16	-	-	-	7	2	9			
7 - Start-up incentives 7												
Total category 7 - Start-up incentives	-	-	-	-	-	-	-	-	-	-	-	-

C.3.3 LMP participants by intervention and by type of action: Denmark, 2004

Category, measure number and name	Number of participants											
	Men and women						Women					
	Total			Under 25s			Total			Total		
	Stock	Entrants	Exits	Stock	Entrants	Exits	Stock	Entrants	Exits	Stock	Entrants	Exits
8 - Out-of-work income maintenance and support												
8.1 2 Social assistance (unemployment)	24,800	125,540	122,226	6,355	45,044	43,495	11,915	56,698	54,838			
29 Unemployment allowance	7,096	13,559	13,400*	73	204	:	4,690	8,748	:			
8.5 25 Wage earners guarantee fund	n.r.	17,671	17,671	n.r.	:	:	n.r.	:	:			
Mixed 1 Unemployment insurance	169,314	429,118	457,121	7,917	31,314	30,869	93,185	218,586	231,191			
Total category 8 - Out-of-work income maintenance and support	201,210	585,888	610,418*	14,345	:	:	109,790	:	:			
9 - Early retirement												
9.2 3 Transitional allowance	7,170	32	3,829	-	-	-	5,016	15	2,659			
24 Early retirement pay, from unemployment	71,642*	:	:	-	-	-	:	:	:			
32 Flex allowance	700*	:	:	-	-	-	:	:	:			
Total category 9 - Early retirement	79,512*	:	:	-	-	-	:	:	:			

Notes _____

C.3.4 LMP participants by intervention and by type of action: Deutschland, 2004

	Category, measure number and name	Number of participants													
		Men and women						Women							
		Total			Under 25s			Total			Total				
		Stock	Entrants	Exits	Stock	Entrants	Exits	Stock	Entrants	Exits	Stock	Entrants	Exits		
1 - Labour market services															
1.1 35	Counselling and placement assistance	n.r.	2,086,290	2,086,290	n.r.	661,989	661,989	661,989	n.r.	1,014,559	1,014,559	n.r.	1,014,559	1,014,559	
38	[Component] Immediate Action Programme against youth unemployment - Assistance during employment, social services, projects for establishing joint training systems	n.s.	-	7,700	n.s.	-	7,084	7,084	n.s.	-	-	-	-	-	1
43	Placement voucher	n.r.	54,221	44,604	n.r.	10,263	8,321	8,321	n.r.	15,603	12,914	n.r.	15,603	12,914	
47	Placement by third parties by order of PES	94,542	635,310	552,939	26,433	167,080	141,766	141,766	41,026	273,833	236,382	41,026	273,833	236,382	
62	[Component] Job market services (Länder) - Individual case-management	n.r.	174,584	n.r.	n.r.	:	n.r.	n.r.	n.r.	92,769	n.r.	n.r.	92,769	n.r.	2
63	[Component] Administrative expenditure of the federal agency for work (Bundesagentur für Arbeit) - Individual Case Management (Administration Costs)	:	:	:	:	:	:	:	:	:	:	:	:	:	
64	Assessment of chances (Profiling)	n.r.	3,046,099	3,046,099	n.r.	670,787	670,787	670,787	n.r.	1,299,845	1,299,845	n.r.	1,299,845	1,299,845	
65	Specialised integration services	8,741	35,147	41,580	:	:	:	:	3,340	13,484	15,752	3,340	13,484	15,752	
67	Integration agreement	n.r.	1,414,229	1,414,229	n.r.	338,294	338,294	338,294	n.r.	598,142	598,142	n.r.	598,142	598,142	
69	Socio-pedagogical services for preparatory training	29	203	n.s.	29*	203*	n.s.	n.s.	8	65	n.s.	8	65	n.s.	3
Total category 1 - Labour market services		:	:	:	:	:	:	:	:	:	:	:	:	:	

C.3.4 LMP participants by intervention and by type of action: Deutschland, 2004

		Category, measure number and name	Men and women						Number of participants												
			Total			Under 25s			Women												
			Stock	Entrants	Exits	Stock	Entrants	Exits	Stock	Entrants	Exits	Notes									
2	2	2 - Training																			
54		Training measures, promotion of pupils of vocational training centres (Länder)	249,641*	205,579*	:	249,641*	205,579*	:	82,205*	:	2										
55		Further vocational training/retraining and qualification (Länder)	147,215*	196,779*	:	:	:	:	73,580*	:	2										
2.1	6	Measures to improve prospects of integration - training	94,748	1,188,369	1,198,137	20,625	272,474	270,297	42,019	497,295	502,498										
11		Support for vocational preparation training measures for young people	97,523	164,227	160,907	97,523*	164,227*	160,907*	40,085*	66,335	64,970	4,5									
12		Support for further vocational training	184,418	185,041	264,057	20,644	29,073	37,103	96,189	81,775	120,113										
20		Subsidies towards measures included in social plans	n.s.	-	n.s.	n.s.	-	n.s.	n.s.	-	n.s.	1									
26		Language tuition for new resettlers, persons having right of asylum and quota refugees	17,705	36,057	37,521	3,130	6,695	6,386	9,180	18,712	19,318										
27		Independent measures	32,775	166,687	162,654	9,678	36,688	31,016	12,462	61,815	60,834										
31		ESF Federal programme	39,094	14,055	57,563	2,734	789	3,893	16,459	4,909	22,237	6									
38		[Component] Immediate Action Programme against youth unemployment - Additional vocational qualifications to supplement lower secondary education (Article 7)	n.s.	-	19,859	n.s.	-	18,270	n.s.	-	:	1									
44		Income subsidies for people in further vocational training	1,469	1,216	989	105	124	60	862	513	358										
53		Integration measures	10,567	19,801	25,116	2,842	7,018	7,108	4,625	8,745	11,356										
70		Transfer measures	n.s.	19,692	19,692*	n.s.	n.s.	n.s.	n.s.	:	:										
2.3	38	[Component] Immediate Action Programme against youth unemployment - Work and qualification for young people who are not (yet) suitable for training (AQJ)	3,484	-	8,024	3,205*	-	7,382	n.s.	-	:	1									
2.4	19	Support for vocational training for those with learning difficulties/social disadvantage	124,190	104,374	111,281	124,190*	104,374*	111,281*	39,792*	34,758	36,910	4,5									
34		Vocational training allowance	99,369	113,755*	108,235*	99,369*	113,755*	108,235*	52,939	60,604*	51,763*	7									
38		[Component] Immediate Action Programme against youth unemployment - Training other than in-house training	5,248	-	2,393	4,829*	-	2,202	n.s.	-	:	1									
71		First integration qualification for young people	708	6,227	232	708*	6,227*	232*	298	2,638	105										
2.A	72	Adjustment for double-counting, category 2	-33,230	-11,947	-48,929	-2,324	-671	-3,309	-13,990	-4,173	-18,901	8									
Total category 2 - Training			1,074,924*	2,409,912*	:	:	:	:	456,706*	:	:										
3 - Job rotation and job sharing																					
3	56	Job rotation and job sharing (Länder)	2,013*	2,147*	:	:	:	:	909*	:	2										
3.1	46	Job Rotation - Employment-training rotation programme	1,206	1,818	1,895	217	414	348	695	1,018	1,001										
Total category 3 - Job rotation and job sharing			3,219*	3,965*	:	:	:	:	1,604*	:	:										

C.3.4 LMP participants by intervention and by type of action: Deutschland, 2004

Category, measure number and name		Men and women						Number of participants				
		Total			Under 25s			Women				
		Stock	Entrants	Exits	Stock	Entrants	Exits	Stock	Entrants	Exits	Notes	
4 - Employment incentives												
4.1	7	n.r.	313,415	313,415	n.r.	74,713	74,713	n.r.	106,605	106,605		
	8	n.s.	n.s.	n.s.	n.s.	n.s.	n.s.	n.s.	n.s.	n.s.		
	16	14,967	21,415	25,395	1,728	3,405	2,807	5,698	8,010	9,214		
	18	111,133	160,165	219,033	10,024	31,146	24,268	43,680	59,545	83,428		
	38	16,183	-	41,348	14,888*	-	38,040*	n.s.	-	-		1
	45	n.s.	-	n.s.	n.s.	-	n.s.	n.s.	-	n.s.		1
	48	27,784	57,755	60,871	3,161	24,397	23,733	8,664	17,153	19,625		
	52	4,534	5,977	-	-	-	-	1,306	-	-		
	57	14,385*	18,194*	-	-	-	-	5,026*	-	-		2
Total category 4 - Employment incentives		188,986*	576,921*					64,374*				
5 - Integration of the disabled												
5	58	9,868*	3,737*	-	-	-	-	2,167*	-	-		2
5.1	23	21,820	11,669	14,046	3,646	2,355	1,668	8,062	4,264	5,139		4
5.3	13	138,030	138,972	140,897	100,467	91,584	-	49,775	49,602	50,016		4,9
Total category 5 - Integration of the disabled		169,718*	154,398*					60,004*				
6 - Direct job creation												
6	59	82,225*	57,806*	-	-	-	-	32,660*	-	-		2,10
6.2	21	85,734	152,983	165,655	13,162	31,331	29,537	35,802	61,155	64,464		
	22	31,527	12,335	36,221	783	643	1,666	13,798	4,129	14,982		
	38	5,976	-	16,986	5,497*	-	15,627*	n.s.	-	-		1
	42	1,785	4,759	4,968	192	573	585	23	57	63		
	50	25,572	62,155	72,344	24,708	62,140	68,817	10,609	24,900	28,904		
	51	27,737	54,312	45,985	1	2	1	12,210	24,107	19,722		
	68	12,493	88,447	10,193	1,661	12,535	2,470	5,677	38,670	4,229		11
Total category 6 - Direct job creation		273,049*	432,797*					110,779*				
7 - Start-up incentives												
7	9	83,707	183,497	168,695	4,181	10,974	8,649	21,310	47,102	42,642		
	49	153,546	171,267	54,112	11,734	16,407	5,437	64,766	73,000	19,817		
	60	18,362*	26,089*	-	-	-	-	8,097*	-	-		2
Total category 7 - Start-up incentives		255,615*	380,853*					94,174*				

C.3.4 LMP participants by intervention and by type of action: Deutschland, 2004

	Category, measure number and name	Men and women						Number of participants				
		Total			Under 25s			Women				
		Stock	Entrants	Exits	Stock	Entrants	Exits	Stock	Entrants	Exits		
8 - Out-of-work income maintenance and support												
8.1 1	Unemployment benefit	1,842,405	4,043,955	4,051,253	263,999	937,383	871,608	792,313	1,586,346	1,580,765		
3	Unemployment assistance	2,202,009	2,060,137	1,864,983	122,620	293,891	232,219	853,911	711,901	654,331		
29	Integration assistance for new resettlers, persons having right of asylum and quota refugees	11,716	31,578	34,408	2,238	6,231	6,349	5,920	16,085	17,438		
8.2 14	Short-time working allowance	150,593	489,985*	506,386*	:	:	:	34,532	112,356*	116,118*		12
15	[Component] Promotion of year-round employment in construction - Cost-increase winter allowance	68,624*	n.r.	n.r.	10,820*	:	:	8,458*	n.r.	n.r.		13
15	[Component] Promotion of year-round employment in construction - Bad weather allowance from the 31st hour, Additional winter allowance, refund of social contributions	9,988*	527,448	527,448	1,575*	83,166*	83,166*	1,231*	65,009*	65,009*		13
8.3 2	Part-time unemployment benefit	235	724	715	2	6	7	180	532	530		
8.5 4	Bankruptcy compensation payment	n.r.	276,900	276,900	n.r.	49,676*	49,676*	n.r.	97,829*	97,829*		14
	Total category 8 - Out-of-work income maintenance and support	4,285,570*	7,430,727*	7,262,093*	:	:	:	1,696,545*	2,590,058*	2,532,020*		
9 - Early retirement												
9.1 24	Support of part-time employment for older employees	79,632	50,288	38,949	-	-	-	30,132	17,990	:		
	Total category 9 - Early retirement	79,632	50,288	38,949	-	-	-	30,132	17,990	:		


Notes

- Measure coming to an end.
- Länder data refer to 2003.
- Statistics available since September 2004. Stocks calculated on the basis of 12 months. Average stock September - December 2004: 117.
- Preliminary data.
- Some double-counting with measure DE-13 (category 5) is possible.
- Double counting with other LMP measures, especially in category 2.
- Exits estimated, using stock-keeping formula.
- Estimated double-counting with the ESF Federal Programme (DE-31), which applies mostly to the training category.
- Some double-counting with measures DE-11 and 19 (both in category 2) is possible.
- Some marginal double counting with measures D-21 and D-22 is possible.
- Measure started in September 2004. Stock calculated on the basis of 12 months. Average stock September - December: 47,282.
- Entrants and exits estimated using applications and stocks. Stocks include 5,708 persons receiving "Transferkurzarbeitergeld".
- Stock (volume) calculated using paid/canceled hours and average yearly working time. Entrants = exits (seasonal measure, only in winter). Stock: estimated full-time equivalents.
- Entrants = exits

C.3.5 LMP participants by intervention and by type of action: Eesti, 2004

	Category, measure number and name	Number of participants													
		Men and women						Women							
		Total			Under 25s			Total			Total				
		Stock	Entrants	Exits	Stock	Entrants	Exits	Stock	Entrants	Exits	Stock	Entrants	Exits		
1 - Labour market services															
1.1 2 Vocational guidance		7,877			1,808					5,337					1
Total category 1 - Labour market services		7,877		1,808						5,337					
2 - Training															
2.1 3 Labour market training	690	8,274	8,531												2
Total category 2 - Training	690	8,274	8,531												
3 - Job rotation and job sharing															
3															
Total category 3 - Job rotation and job sharing															
4 - Employment incentives															
4.1 5 Employment subsidy to employer		259	424		72	152				186	251				3
Total category 4 - Employment incentives		259	424		72	152				186	251				
5 - Integration of the disabled															
5															
Total category 5 - Integration of the disabled															
6 - Direct job creation															
6.2 6 Community placement	104	354	354	5	19	19	36	130	130						4
Total category 6 - Direct job creation	104	354	354	5	19	19	36	130	130						
7 - Start-up incentives															
7 4 Employment subsidy to unemployed to start business		287	287		16	16		170	170						5
Total category 7 - Start-up incentives		287	287		16	16		170	170						
8 - Out-of-work income maintenance and support															
8.1 7 [Component] Unemployment benefits - Unemployment insurance benefit	5,356	11,720													6
7 [Component] Unemployment benefits - State unemployment benefit	14,417	39,332													6
8.4 9 Benefit upon collective termination of employment contracts	n.r.	3,989													7
8.5 10 Benefits upon insolvency of employer	n.r.	2,873													7
Total category 8 - Out-of-work income maintenance and support	19,773	57,914													

C.3.5 LMP participants by intervention and by type of action: Eesti, 2004

 Category, measure number and name	Number of participants											
	Men and women					Women						
	Total		Under 25s			Total		Total				
	Stock	Entrants	Exits	Stock	Entrants	Exits	Stock	Entrants	Exits	Notes		
9 - Early retirement 9												
Total category 9 - Early retirement	-	-	-	-	-	-	-	-	-	-	-	-

Notes

- 1 Entrants - number of people who received some kind of vocational guidance during year
- 2 Number of new starts and ends at training.
- 3 Number of person who had been employed based on contract between local employment office and employer
- 4 Persons participating in community placement programmes.
- 5 Number of people receiving subsidy. Number of entrant is equal with number of exits because this is one-time subsidy.
- 6 Entrants - persons who have had right to receive unemployment benefit during given year (under 8.1.2) and persons whoms application for receiving unemployment insurance have been satisfied (8.1.1).
- 7 Number of persons who have received benefit

C.3.6 LMP participants by intervention and by type of action: Ελλάδα (Elláda), 2004

	Category, measure number and name	Number of participants													
		Men and women						Women							
		Total			Under 25s			Total			Total				
		Stock	Entrants	Exits	Stock	Entrants	Exits	Stock	Entrants	Exits	Stock	Entrants	Exits		
1 - Labour market services															
1															
Total category 1 - Labour market services															
2 - Training															
2	[Component] Integrated intervention programme -														
2.1	8 Continuous vocational training programme		62	62		13				47				47	
37	Training for unemployed seamen (Ministry of Merchant Marine)	4,000					628					16			
64	Alternating vocational training programme within the framework of integrated interventions		249	249		1							249		249
2.3	6 Alternating vocational training programme		708	708		291							605		605
33	Continuous vocational training programs for the unemployed (Ministry of Labour - KEK)		19,832										15,738		
70	Training on environmental protection and management														1
Total category 2 - Training															
3 - Job rotation and job sharing															
3															
Total category 3 - Job rotation and job sharing															
4 - Employment incentives															
4.1	9 Programme New Jobs for the unemployed (OAED)		11,494										6,092		
51	Stage programme for the promotion of Employment to the Information Society														
63	Programme New Jobs for the unemployed (L.A.E.K.) in 13 prefectures														
65	Stage programme in the health and welfare sector														
66	Programme new jobs for the unemployed aged 18-30 years old														
67	Stage programme for unemployed women 18-65 years old														
68	Stage programme in the Organising Committee of the Olympic Games - Athens 2004														
69	[Component] Integrated intervention programme -														
75	Stage programme for the private sector														
Total category 4 - Employment incentives															

C.3.7 LMP participants by intervention and by type of action: España, 2004

Category, measure number and name	Number of participants												
	Men and women						Women						
	Total			Under 25s			Total			Total			
	Stock	Entrants	Exits	Stock	Entrants	Exits	Stock	Entrants	Exits	Stock	Entrants	Exits	
1 - Labour market services													
1.1 48 Managing placement, vocational guidance and retraining (measure ES-28-regions)	:	155,000	:	:	51,127	:	:	97,998	:	:	97,998	:	1
Total category 1 - Labour market services	:	155,000	:	:	51,127	:	:	97,998	:	:	97,998	:	
2 - Training													
2.1 8 National plan for vocational training and integration (Plan FIP)	95,566	289,591	278,559	31,810	96,394	93,882	56,800	172,119	165,466				
35 National plan for vocational training and integration (Plan FIP, measure ES-8-regions)	:	70,051	70,051	:	18,699	18,699	:	38,994	38,994				1
2.4 9 Scheme for workshop schools and youth training centres (ET y CO)	21,013	16,110	22,111	21,013	16,110	22,111	7,658	5,134	7,807				
49 Scheme for workshop schools and youth training centres (ET y CO, measure ES-9-regions)	:	2,344	2,344	:	940	940	:	1,361	1,361				1
Total category 2 - Training	:	378,096	373,065	:	132,143	135,632	:	217,608	213,628				
3 - Job rotation and job sharing													
3.1 17 Temporary work to replace workers during maternity leave, adoption and childcare	17,541	52,260	:	5,911	17,772	:	15,085	44,678	:				
41 Temporary work to replace maternity leavers, adoption, etc. (measure ES-17-regions)	31	526	:	12	178	:	27	449	:				1
Total category 3 - Job rotation and job sharing	17,572	52,786	:	5,923	17,950	:	15,112	45,127	:				
4 - Employment incentives													
4.1 11 Open ended employment contracts for the unemployed	309,166	167,293	:	125,964	60,905	:	270,884	155,971	:				2
12 Open ended employment contracts for persons aged over 45	495,710	91,130	:	-	-	-	203,241	37,597	:				1
15 Conversion of apprenticeship, training, replacement and substitution contracts into permanent contracts	732,078	420,943	:	203,518	117,174	:	292,831	175,955	:				
29 Support for domestic migration	n.r.	404,000*	:	n.r.	:	:	n.r.	136,000*	:				
36 Open ended employment contracts for the unemployed (measure ES-11-regions)	542	19,048	:	130	5,236	:	422	11,554	:				1
37 Open ended employment contracts for persons aged over 45 (measure ES-12-regions)	36	3,446	:	-	-	-	-	1,275	:				1
39 Conversion of apprenticeship, training and substitution contracts into permanent contracts (measure ES-15-regions)	391	11,173	:	141	3,209	:	278	4,629	:				1
Total category 4 - Employment incentives	1,537,923	1,117,033*	:	329,763	:	:	767,656	522,981*	:				

C.3.7 LMP participants by intervention and by type of action: España, 2004

	Category, measure number and name	Number of participants											
		Men and women						Women					
		Total		Under 25s		Total		Total		Total		Total	
		Stock	Entrants	Exits	Stock	Entrants	Exits	Stock	Entrants	Exits	Stock	Entrants	Exits
5 - Integration of the disabled													
5.1	13	Open ended contracts for the disabled	64,860	13,163	:	:	1,382	:	:	4,207	:	:	
	16	Temporary contracts for the disabled	12,014	11,093	:	:	1,654	:	:	3,487	:	:	
	25	Integration of the disabled through self-employment	n.r.	317	:	n.r.	34	:	n.r.	104	:	:	
	38	Open ended employment contracts for the disabled (measure ES-13-regions)	68	418	:	11	124	:	39	181	:	1	
	40	Temporary contracts for the disabled (measure ES-16-regions)	11	848	:	3	150	:	4	290	:	1	
	46	Integration of the disabled through self-employment (measure ES-25-regions)	n.r.	6	:	n.r.	1	:	n.r.	2	:	1	
5.2	3	Support for employment in special employment centres	36,742	18,929	18,118	7,117	3,666	:	14,435	7,437	:	:	
	34	Support for employment in special employment centres (measure ES-3-regions)	:	6,824*	6,824*	:	1,091*	:	:	2,475*	:	1,2	
5.3	14	Training contracts for the disabled	:	2,316	:	:	1,408	:	:	417	:	:	
		Total category 5 - Integration of the disabled	:	53,914*	:	:	9,510*	:	:	18,600*	:	:	
6 - Direct job creation													
6.2	18	Collaboration between SPEE and public or private non-profit entities for contracting unemployed people	:	75,543	:	:	32,020	:	:	44,551	:	:	
	19	Promotion of agricultural employment in Andalucía, Extremadura and under-developed rural areas	:	109,794	:	:	54,517	:	:	60,024	:	:	
	31	Employment workshops	11,232	12,677	11,542	8,175	9,242	8,348	7,662	8,781	7,695	:	
	42	Collaboration between SPEE and public or private non-profit entities for contracting unemployed people (measure ES-18-regions)	:	284	:	:	14	:	:	115	:	1	
	52	Promotion of agricultural employment in under-developed rural areas (measure ES-19-regions)	:	1,352	:	:	106	:	:	472	:	1	
		Total category 6 - Direct job creation	:	199,650	:	:	95,899	:	:	113,943	:	:	
7 - Start-up incentives													
7	20	Capitalisation of unemployment benefits	:	63,894	63,894	:	3,818	3,818	:	14,596	14,596	:	
	21	Promotion of self-employment	n.r.	17,827	17,827	n.r.	2,617	2,617	n.r.	8,255	8,255	:	
	22	Financial aid for the integration of returning emigrants	n.r.	1,078	1,078	n.r.	-	-	n.r.	470	470	:	
	23	Promotion of employment in co-operatives	n.r.	4,475	4,475	n.r.	523	523	n.r.	1,462	1,462	:	
	24	Promotion of local employment initiatives	n.r.	8,041	8,041	n.r.	954	954	n.r.	3,917	3,917	:	
	43	Promotion of self-employment (measure ES-21-regions)	:	10,234	10,234	:	1,589	1,589	:	6,116	6,116	1	
	44	Promotion of employment in co-operatives (measure ES-23-regions)	:	2,789	2,789	:	355	355	:	1,029	1,029	1	
	45	Promotion of local employment initiatives (measure ES-24-regions)	:	75	75	:	4	4	:	49	49	1	
		Total category 7 - Start-up incentives	:	108,413	108,413	:	9,860	9,860	:	35,894	35,894	:	

C.3.7 LMP participants by intervention and by type of action: España, 2004

	Category, measure number and name	Number of participants											
		Men and women						Women					
		Total		Under 25s		Total		Total		Total		Total	
		Stock	Entrants	Stock	Entrants	Stock	Entrants	Stock	Entrants	Stock	Entrants	Exits	Notes
8 - Out-of-work income maintenance and support													
8.1 5	Contributory unemployment benefit	661,465	2,358,392	2,318,237	300,819	301,864	62,142	300,819	301,864	302,547	1,074,877	1,055,197	
6	Unemployment assistance	362,778	865,122	849,461	98,832	97,400	20,502	98,832	97,400	189,859	505,191	492,035	
7	Assistance for unemployed casual agricultural workers (Agrarian income)	197,251	295,466	377,732	13,939	23,785	8,756	13,939	23,785	117,205	182,537	232,835	
32	Active jobseeker's back-to-work allowance	39,207	88,094	48,523	3,798	1,859	603	3,798	1,859	28,934	64,351	35,293	
8.2 4	Partial unemployment benefits (contributory)	1,912	48,385	44,230	1,388	1,284	36	1,388	1,284	437	9,959	9,135	
8.5 30	Bankruptcy compensation	n.r.	69,567	69,567	n.r.	n.r.	n.r.	n.r.	n.r.	n.r.	n.r.	n.r.	
Total category 8 - Out-of-work income maintenance and support		1,262,613	3,725,026	3,707,750	92,039	92,039	92,039	92,039	92,039	638,982	1,905,812	1,805,812	
9 - Early retirement													
9.1 26	Early retirement with substitution by another worker		1,684								535		
27	Replacement contracts	21,601	16,030							5,617	4,153		
47	Early retirement with substitution by another worker (measure ES-26+regions)		268								161		1
53	Replacement contracts (measure ES-27+regions)		31								12		1
9.2 2	Early retirement allowance	1,972	1,972	1,972						40	40	40	
33	Early retirement allowance (measure ES-2+regions)		50*	50*							4*	4*	1,2
Total category 9 - Early retirement		21,601	20,035*	20,035*	3,798	3,798	3,798	3,798	3,798	638,982	1,905,812	1,805,812	

Notes

- 1 Data are incomplete for some of the autonomous regions.
- 2 Data refer to 2003.

C.3.8 LMP participants by intervention and by type of action: France, 2004

	Category, measure number and name	Number of participants										Notes
		Men and women					Women					
		Total		Under 25s		Stock	Exits	Total		Stock	Exits	
		Stock	Entrants	Stock	Entrants			Entrants	Exits			
1 - Labour market services												
1.1	44	1,083,371	442,810	1,006,485	424,146	555,119	228,510	:	:	:	:	:
	45	:	21,105*	:	865*	:	9,222*	:	:	:	:	9,222
	53	n.r.	1,018,100	n.r.	:	n.r.	:	:	:	:	:	:
	54	n.r.	1,396,400	n.r.	:	n.r.	:	:	:	:	:	:
	55	n.r.	284,300	n.r.	:	n.r.	:	:	:	:	:	:
	56	n.r.	20,700	n.r.	:	n.r.	:	:	:	:	:	:
	57	n.r.	488,295	n.r.	128,796	n.r.	170,778	:	:	:	:	:
	58	84,330	-	72,900	-	45,540	-	39,180	:	:	:	:
Total category 1 - Labour market services		3,671,710*										
2 - Training												
2	18	:	:	:	:	:	:	:	:	:	:	1
	63	105,907	18,595	28,222	6,670	58,869	9,938	29,776	:	:	:	2,3
	64	70,670	200,976	:	:	:	:	:	:	:	:	4
2.1	10	28,039	83,176	7,276	21,924	8,532	29,232	28,817	:	:	:	5
	11	3,590*	32,900*	:	987*	:	14,852*	:	:	:	:	:
	13	112,513*	208,020	-	-	:	119,195	:	:	:	:	:
	14	1,634*	12,350	605*	4,575	723*	5,461	5,014*	:	:	:	:
	15	2,304*	21,448	127*	1,186	957*	8,905	7,959*	:	:	:	:
	16	14,080*	55,000	717*	2,800	8,596*	33,578	40,414*	:	:	:	:
	70	7,558	25,771	1,449	4,940	3,409	11,624	10,330	:	:	:	:
2.2	20	400*	1,297	:	:	:	:	:	:	:	:	:
2.3	9	83,288*	246,749	83,288*	246,749*	192,223*	125,571	8,253	:	:	:	6
	71	3,881	22,487	770	4,460	1,444	8,365	8,253	:	:	:	:
2.4	22	277,207*	189,277	276,403*	188,728	73,370*	50,097	8,253	:	:	:	7
2.A	78	-176,577	-219,571	-28,222	-6,670	-58,869	-9,938	-29,776	:	:	:	:
Total category 2 - Training		534,494	898,475									
3 - Job rotation and job sharing												
3		-	-	-	-	-	-	-	-	-	-	-
Total category 3 - Job rotation and job sharing												

C.3.8 LMP participants by intervention and by type of action: France, 2004

	Category, measure number and name	Number of participants												Notes		
		Men and women						Women								
		Total			Under 25s			Total			Total					
		Stock	Entrants	Exits	Stock	Entrants	Exits	Stock	Entrants	Exits	Stock	Entrants	Exits			
4 - Employment incentives																
4.1 24	Qualification contracts (alternance training)	144,392*	110,749	114,990*	137,527*	105,484	72,629*	55,707	:	:	:	:	:	:	:	
25	Orientation contracts (alternance training)	2,561*	5,946	5,832*	2,543*	5,904	1,096*	2,545	:	:	:	:	:	:	:	
26	Employment-initiative contract (CIE)	147,338*	93,045	72,787*	10,137*	6,401	63,282*	39,963	:	:	:	:	:	:	:	
28	Exemption from social charges for recruitment of the 1st to 50th employee in ZRR and ZRU areas	9,980*	10,616	10,517*	2,706*	2,878	3,000*	3,191	:	:	:	:	:	:	:	
32	Degrressive temporary allowance	7,712*	5,414	3,795*	:	109	:	1,532	:	:	:	:	:	:	:	
36	Economic integration enterprises	10,656	13,280	10,255	2,440*	3,041*	3,932	4,900	:	:	:	:	:	:	:	6
37	Intermediary associations	37,459	179,767	72,446	8,129*	39,009*	23,974	115,051	:	:	:	:	:	:	:	6
60	Adult qualification contracts	10,074*	8,294	8,587*	-	-	4,785*	3,940	:	:	:	:	:	:	:	
61	Enterprises providing temporary work for integration purposes	3,402	36,622	20,057	1,163*	12,525*	987	10,620	:	:	:	:	:	:	:	6
65	Degrressive support to employer (PARE)	12,085*	12,154	:	:	528	:	4,595	:	:	:	:	:	:	:	
66	Mobility support (PARE)	n.r.	16,612	:	n.r.	:	n.r.	:	:	:	:	:	:	:	:	
67	Youth employment contract	104,315	68,004	46,399	104,315	68,004	31,592	21,037	14,931	:	:	:	:	:	:	8
76	Professionalisation contract	87*	1,433	:	:	1,051	:	559	:	:	:	:	:	:	:	
33	Retraining leave	334*	1,303	:	:	:	:	:	:	:	:	:	:	:	:	
Total category 4 - Employment incentives		490,395*	563,239													
5 - Integration of the disabled																
5.1 49	Aid granted by the Association for the vocational integration of the disabled (AGEFIPH)	:	185,159*	:	:	:	:	:	:	:	:	:	:	:	:	
5.2 47	Income guarantee for disabled workers (CAT)	104,811*	:	:	:	:	:	:	:	:	:	:	:	:	:	9
48	Sheltered workshops for the disabled	20,055	:	:	:	:	:	:	:	:	:	:	:	:	:	5
Total category 5 - Integration of the disabled																
6 - Direct job creation																
6.2 39	Community work contract (CES)	111,128	260,715	232,134	17,102	40,124	68,299	160,235	145,334	:	:	:	:	:	:	
40	Funded-employment contract (CEC)	102,821	99,170	114,728	4,247	4,096	65,415	63,092	73,441	:	:	:	:	:	:	
46	Jobs for young people	103,354	18,039	62,054	60,455	10,151	59,841	11,106	37,326	:	:	:	:	:	:	
Total category 6 - Direct job creation		317,303	377,924	408,916	81,804	54,371	193,555	234,433	256,101							
7 - Start-up incentives																
7 38	Aid for the unemployed setting-up or rescuing a company	51,146*	64,426	46,671*	3,759*	4,735	16,029*	20,191	:	:	:	:	:	:	:	10
38bis	Consultancy cheque-book for business creation	n.r.	38,841*	:	n.r.	:	n.r.	:	:	:	:	:	:	:	:	10
59	Support for new business development	10,560*	3,937	8,544*	:	:	:	:	:	:	:	:	:	:	:	11
7.A 77	Adjustment for double counting, category 7	-10,560*	-42,778*	-8,544*	:	:	:	:	:	:	:	:	:	:	:	
Total category 7 - Start-up incentives		51,146*	64,426	46,671*	3,759*	4,735	16,029*	20,191								

C.3.8 LMP participants by intervention and by type of action: France, 2004

	Category, measure number and name	Number of participants										
		Men and women					Women					
		Total		Under 25s		Stock	Total		Entrants		Exits	Notes
		Stock	Entrants	Exits	Stock		Entrants	Exits				
8 - Out-of-work income maintenance and support												
8.1 1	Single degressive allowance / Back-to-work support allowance (Unemployment insurance system)	2,261,436	1,899,764	1,986,174	309,951	468,919	398,163	1,118,148	911,850	960,922	12	
2	Integration allowance (Solidarity scheme)	46,754	56,447	59,557	13,511	18,009	15,654	13,811	16,770	17,124	12	
3	Specific solidarity allowance (Solidarity scheme)	336,435	111,815	128,169	168	453	231	161,957	52,947	64,822	12	
72	Pension equivalent allowance (Solidarity scheme)	28,636	11,430	6,731	-	-	-	16,055	5,813	2,978	12	
8.2 4	Partial unemployment	3,658*	:	:	:	:	:	:	:	:	:	
	Total category 8 - Out-of-work income maintenance and support	2,676,919*	:	:	:	:	:	:	:	:	:	
9 - Early retirement												
9.1 8	Job-substitution allowance	11,035	3	11,452	-	-	-	8,180	2	6,380	12,13	
34	Phased early retirement	46,067	6,508	16,317	-	-	-	18,022	2,809	4,642	12	
9.2 6	FNE special redundancy allowance	29,078	4,598	11,279	-	-	-	8,132	1,488	2,819	12	
62	Early retirement for special groups of employees (CATS)	36,757	15,155	-	-	-	-	12,936	2,737	-	-	
	Total category 9 - Early retirement	122,937	26,264	39,048	-	-	-	47,270	7,036	13,841	-	

Notes

- Beneficiaries of training allowances are already counted in measures FR-9 to FR-16.
- Beneficiaries of training allowances are already counted in measures FR-9 to FR-16, FR-64, 70 or 71.
- Stock: average of two year-end figures.
- Measure providing support for training costs, travel and lodging. All beneficiaries would be double-counted with participants in other training measures.
- Stock: end-year figure.
- Figures for participants under 25 refer to those under 26.
- Data cover only apprenticeship contracts concluded with low-qualified youth (78% of all contracts) in respect of whom employers receive recruitment incentives.
- New measure (started in October 2004).
- Stock: other one-off observation.
- Participants in FR-38 and FR-38bis are the same people. The figures should therefore not be added together.
- Beneficiaries are already counted in FR-38 (ACCRES).
- Stock: average of two year-end figures.
- Measure coming to an end.

C.3.9 LMP participants by intervention and by type of action: Ireland, 2004

Category, measure number and name	Number of participants											
	Men and women						Women					
	Total		Under 25s		Total		Total		Total		Notes	
	Stock	Entrants	Exits	Stock	Entrants	Exits	Stock	Entrants	Exits	Stock	Entrants	Exits
1 - Labour market services												
1.1 15 Job clubs												
55 High Supports Process	370		370									1
Total category 1 - Labour market services												
2 - Training												
2 45 Local Training Initiative	2,338	2,939	2,031	857	1,220	871	1,661	2,075	1,418			1
2.1 10 Back to education allowance (BTEA)	5,247			868			2,563					1
35 VTOS (Vocational training opportunities scheme)	5,639		2,895	984		505*	3,881		1,997			2
38 Bridging Foundation	1,863	6,557	5,261	552	1,860	1,514	1,115	3,648	2,810			1
39 Specific Skills Training	3,629	8,682	7,596	1,403	3,031	2,704	2,091	4,326	3,579			1
43 Return to Work	412	1,059	1,025	39	118	114	375	890	837			1
42 Linked Work Experience	174	272	189	136	221	155	119	180	125			1
2.2 42 Youthreach	2,752	1,513	2,001	2,752	1,513	2,001	1,410	763	1,015			1
2.3 34 Traineeship	1,699	2,519	1,876	803	1,161	917	1,192	1,679	1,159			1
40 Community Training Centres	2,371	2,914	2,065	2,293	2,839	1,908	1,277	1,486	1,065			1
Total category 2 - Training	26,124			10,687			15,684					
3 - Job rotation and job sharing												
3												
Total category 3 - Job rotation and job sharing												
4 - Employment incentives												
4.1 4 Back to work allowance	4,711			245			1,748					1
47 Social Economy Programme	2,063	459	702	45	10	19	1,254	302	443			1
5 PRSI Exemption scheme	1,207											3
7 Part-time job incentive scheme	326											1
Total category 4 - Employment incentives	8,307											
5 - Integration of the disabled												
5.1 52 Supported Employment Programme	700	2,650						1,150				
53 Employment Support Scheme	494	97	44	183	46	21	159	53	15			1
5.3 51 Specialist Training Providers	2,055	1,931	1,677	734	632	588	962	910	771			1
Total category 5 - Integration of the disabled	3,249	4,678						2,113				
6 - Direct job creation												
6.2 23 Community employment scheme	22,194	31,145	28,653	532	989	932	12,637	18,261	16,601			1
37 Job Initiative	1,969	2,152	2,394	1	1	1	961	1,089	1,181			1
Total category 6 - Direct job creation	24,163	33,297	31,047	533	990	933	13,598	19,350	17,782			

C.3.9 LMP participants by intervention and by type of action: Ireland, 2004

Category, measure number and name	Number of participants											
	Men and women						Women					
	Total		Under 25s		Total		Stock		Entrants		Exits	
	Stock	Entrants	Exits	Stock	Entrants	Exits	Stock	Entrants	Exits	Stock	Entrants	Exits
7 - Start-up incentives												
7 3 Back to work enterprise allowance (BWEA)	6,855	:	:	64	:	:	1,662	:	:	1,662	:	1
Total category 7 - Start-up incentives	6,855	:	:	64	:	:	1,662	:	:	1,662	:	1
8 - Out-of-work income maintenance and support												
8.1 1 Unemployment benefit	71,884	170,046	190,814	10,662*	:	:	37,834*	89,274	100,177			
2 Unemployment assistance	82,693	102,174	101,832	21,121*	:	:	23,477*	29,154*	29,056*			
8.4 49 Redundancy Payments	n.r.	23,372	23,372	n.r.	:	:	n.r.	:	:			
8.5 50 Insolvency Payments	n.r.	2,842	2,842	n.r.	:	:	n.r.	:	:			
Total category 8 - Out-of-work income maintenance and support	154,577	298,434	318,860	31,783*	:	:	61,311*	:	:	:	:	:
9 - Early retirement												
9.2 12 Pre-retirement allowance	11,228	:	:	-	-	-	2,335	:	:	2,335	:	1
Total category 9 - Early retirement	11,228	:	:	-	-	-	2,335	:	:	2,335	:	1

Notes

- 1 Stock: end-year figure.
- 2 Stock: start-year figure.
- 3 Data refer to 2003 (end-year stock).

C.3.10 LMP participants by intervention and by type of action: Italia, 2004

	Category, measure number and name	Number of participants														
		Men and women						Women								
		Total			Under 25s			Total			Total					
		Stock	Entrants	Exits	Stock	Entrants	Exits	Stock	Entrants	Exits	Stock	Entrants	Exits			
1 - Labour market services																
1.1	100	ESF Cofinanced Actions 2000-2006 - Counselling	:	24,620	:	:	:	:	:	:	:	:	:	:	:	
Total category 1 - Labour market services			:	24,620	:	:	:	:	:	:	:	:	:	:	:	
2 - Training																
2	103	ESF Cofinanced Actions 2000-2006 - Training for reintegration into work	:	12,913	:	:	:	:	:	:	:	:	:	:	:	
	104	ESF Cofinanced Actions 2000-2006 - Training post compulsory education and post diploma	:	70,575	:	:	:	:	:	:	:	:	:	:	:	
	105	ESF Cofinanced Actions 2000-2006 - Training voucher	:	13,827	:	:	:	:	:	:	:	:	:	:	:	
	118	Training interventions financed by the solidarity fund for the credit sector	n.s.	n.s.	n.s.	n.s.	n.s.	n.s.	n.s.	n.s.	n.s.	n.s.	n.s.	n.s.	n.s.	1
	119	Training interventions financed by the solidarity fund for the cooperative credit sector	-	n.s.	n.s.	n.s.	n.s.	n.s.	n.s.	n.s.	n.s.	n.s.	n.s.	n.s.	n.s.	
	2.1	106	ESF Cofinanced Actions 2000-2006 - Integrated measures for reintegration into work	:	12,154	:	:	:	:	:	:	:	:	:	:	
	2.2	24	Training & work contracts	127,407	:	44,207	:	45,945	:	:	:	:	:	:	:	
		93	Work-entry contract	n.s.	n.s.	n.s.	n.s.	n.s.	n.s.	n.s.	n.s.	n.s.	n.s.	n.s.	n.s.	
	2.3	102	ESF Cofinanced Actions 2000-2006 - Institutional training for people involved in Training and work contracts	:	39	:	:	:	:	:	:	:	:	:	:	
		111	ESF Cofinanced Actions 2000-2006 - vocational integration schemes	:	327	:	:	:	:	:	:	:	:	:	:	
		112	ESF Cofinanced Actions 2000-2006 - stages	:	6,682	:	:	:	:	:	:	:	:	:	:	
	2.4	25	Apprenticeship	515,606	:	443,042	:	234,737	:	:	:	:	:	:	:	2
		101	ESF Cofinanced Actions 2000-2006 - Institutional Training for Apprentices	:	4,889	:	:	:	:	:	:	:	:	:	:	
Total category 2 - Training			:		:		:		:		:					
3 - Job rotation and job sharing																
3.1	91	Incentives to provide fixed-term jobs as replacement for workers on compulsory leave	14,466	:	2,684	:	13,136	:	:	:	:	:	:	:	:	
3.2	8	[Component] Solidarity contracts - Expansive solidarity contracts	91	:	3	:	16	:	:	:	:	:	:	:	:	3
	108	ESF Cofinanced Actions 2000-2006 - Incentives for enterprises to implement job rotation and job sharing	n.s.	n.s.	n.s.	n.s.	n.s.	n.s.	n.s.	n.s.	n.s.	n.s.	n.s.	n.s.	n.s.	
Total category 3 - Job rotation and job sharing			14,557	:	2,687	:	13,152	:								

C.3.10 LMP participants by intervention and by type of action: Italia, 2004

	Category, measure number and name	Number of participants												
		Men and women						Women						
		Total			Under 25s			Total			Total			
		Stock	Entrants	Exits	Stock	Entrants	Exits	Stock	Entrants	Exits	Stock	Entrants	Exits	
4 - Employment incentives														
4.1	3	[Component] Incentives for hiring those registered in mobility lists - Open ended contracts	39,509	:	:	1,086	:	:	17,875	:	:			
3		[Component] Incentives for hiring those registered in mobility lists - Temporary contracts	54,658	:	:	1,689	:	:	25,106	:	:			
10		Reintegration contracts	81	:	:	4	:	:	46	:	:			
32		Reintegration of managers in SMEs	-	:	-	-	:	-	-	:	-			
35		Incentives for taking on employees in CIGS	762	:	:	30	:	:	231	:	:			
36		Incentives for taking on long-term unemployed	373,868	:	:	51,123	:	:	177,351	:	:			
51		Total triennial relief	66,933	:	:	-	:	-	-	:	-			
52		Total annual relief	-	:	-	-	:	-	-	:	-			
53		Vocational integration schemes	5,179	:	:	-	:	-	-	:	-			
54		Vocational and guidance traineeships	n.s.	:	n.s.	n.s.	:	n.s.	n.s.	:	n.s.			n.s.
55		[Component] Subsidies for the reinsertion of ex-LSU - Labour cost subsidies	n.s.	:	n.s.	n.s.	:	n.s.	n.s.	:	n.s.			n.s.
56		Tax relief for SMEs creating jobs in Objective 1 areas	n.s.	:	n.s.	n.s.	:	n.s.	n.s.	:	n.s.			n.s.
57		Tax relief for job creation	55,747	:	:	-	:	-	-	:	-			-
59		Conversion of temporary apprenticeship contracts into permanent ones	70,607	:	:	-	:	-	-	:	-			-
60		Conversion of temporary training & work contracts into permanent ones	14,815	:	:	3,301	:	:	5,149	:	:			-
89		Total triennial relief (L.448/01)	64,306	:	:	-	:	-	-	:	-			-
107		ESF Cofinanced Actions 2000-2006 - Incentives for hiring	n.s.	:	5,417	n.s.	:	n.s.	n.s.	:	n.s.			n.s.
109		ESF Cofinanced Actions 2000-2006 - mobility allowance	n.s.	:	1,094	n.s.	:	n.s.	n.s.	:	n.s.			n.s.
110		ESF Cofinanced Actions 2000-2006 - Job grants	n.s.	:	1,390	n.s.	:	n.s.	n.s.	:	n.s.			n.s.
113		ESF Cofinanced Actions 2000-2006 - Other work experience	n.s.	:	761	n.s.	:	n.s.	n.s.	:	n.s.			n.s.
120		Integration of prisoners into work	327	:	:	25	:	:	5	:	:			-
4.2	49	Realignment contracts	1,951	:	:	143	:	:	811	:	:			-
61		Subsidy for firms located in the Mezzogiorno	-	:	-	-	:	-	-	:	-			-
Total category 4 - Employment incentives			748,744	:	:	748,744	:	:	748,744	:	:			748,744
5 - Integration of the disabled														
5.1	67	Exemption from social contributions for disadvantaged workers in social co-operatives	16,910	:	:	893	:	:	5,555	:	:			-
90		Incentives for employment of disabled people	2,168	:	:	298	:	:	759	:	:			-
Total category 5 - Integration of the disabled			19,078	:	:	1,191	:	:	6,314	:	:			6,314

C.3.10 LMP participants by intervention and by type of action: Italia, 2004

eurostat	Category, measure number and name	Number of participants																			
		Men and women					Women														
		Total		Under 25s			Total		Total												
		Stock	Entrants	Exits	Stock	Entrants	Exits	Stock	Entrants	Exits	Notes										
6 - Direct job creation																					
6 114	ESF Cofinanced Actions 2000-2006 - public utility works	n.s.	n.s.	n.s.	n.s.	n.s.	n.s.	n.s.	n.s.	n.s.	n.s.	n.s.	n.s.	n.s.	n.s.	n.s.	n.s.	n.s.	n.s.	n.s.	
6.2 11	Socially useful work (LSU)	50,860	2,305	8,684	18	-	-	26,967	1,427	4,715											
	Total category 6 - Direct job creation	50,860	2,305	8,684	18	-	-	26,967	1,427	4,715											
7 - Start-up incentives																					
7 19	Loans for one-person businesses	13,584	:	:	2,519	:	:	:	:	:	:	:	:	:	:	:	:	:	:	:	
55	[Component] Subsidies for the reinsertion of ex-LSU - Self-employed	n.s.	:	:	:	:	:	:	:	:	:	:	:	:	:	:	:	:	:	:	4
65	Relief for workers under 32 starting their own business	n.s.	n.s.	n.s.	n.s.	n.s.	n.s.	n.s.	n.s.	n.s.	n.s.	n.s.	n.s.	n.s.	n.s.	n.s.	n.s.	n.s.	n.s.	n.s.	
115	ESF Cofinanced Actions 2000-2006 - training for the creation of new enterprises	4,318	4,318	:	:	:	:	:	:	:	:	:	:	:	:	:	:	:	:	:	
116	ESF Cofinanced Actions 2000-2006 - Incentives for self-employment	n.s.	1,723	:	:	:	:	:	:	:	:	:	:	:	:	:	:	:	:	:	
117	ESF Cofinanced Actions 2000-2006 - Integrated steps for business creation	1,174	1,174	:	:	:	:	:	:	:	:	:	:	:	:	:	:	:	:	:	
	Total category 7 - Start-up incentives	19,076	:	:	:	:	:	:	:	:	:	:	:	:	:	:	:	:	:	:	

C.3.10 LMP participants by intervention and by type of action: Italia, 2004

	Category, measure number and name	Number of participants											
		Men and women					Women						
		Total		Under 25s		Stock	Total		Entrants		Stock	Exits	Notes
		Stock	Entrants	Exits	Stock		Entrants	Exits	Entrants	Exits			
8 - Out-of-work income maintenance and support													
8.1	3a	Mobility allowance	100,379	82,106	84,404	1,096	1,893	1,329	37,253	31,809	31,642		
	71	Ordinary unemployment benefit (outside agriculture)	115,363	323,456	309,234	4,079	13,099	10,477	64,171	184,056	176,441		5
	72	Ordinary unemployment benefit with reduced requirements (outside agriculture)	108,058	382,748	382,748	8,136	27,445	27,445	65,004	233,956	233,956		
	73	Ordinary unemployment benefit in the agricultural sector	38,723	195,153	195,153	2,810	13,736	13,736	23,182	126,269	126,269		
	74	Special unemployment benefit in the agricultural sector (66%)	43,974	178,151	178,151	2,419	9,783	9,783	15,613	63,382	63,382		5
	75	Special unemployment benefit in the agricultural sector (40%)	51,567	208,663	208,663	3,218	13,011	13,011	29,366	119,066	119,066		
	76	Unemployment benefit with reduced requirements in the agricultural sector	1,686	6,020	6,020	188	676	676	928	3,367	3,367		
	77	Special unemployment benefit in the construction sector	3,874	:	:	133	:	:	91	:	:		
	96	Special solidarity funds in cooperative credit industry: extraordinary cheques	132	:	:	:	:	:	37	:	:		1
	97	Special solidarity funds in insurance industry: extraordinary cheques	n.s.	n.s.	n.s.	n.s.	n.s.	n.s.	n.s.	n.s.	n.s.		1
	98	Special solidarity funds in Government sector: extraordinary cheques	713	:	:	:	:	:	170	:	:		1
	78	Ordinary unemployment benefit in the construction sector	15,175	:	:	349	:	:	343	:	:		
	94	Special solidarity funds in credit industry: extraordinary cheques	12,615	:	:	:	:	:	2,417	:	:		1
8.2	8	[Component] Solidarity contracts - Defensive solidarity contracts	91	:	:	3	:	:	16	:	:		3
	80	Ordinary Wage Compensation Fund	75,292	:	:	:	:	:	:	:	:		6
	81	Extraordinary Wage Compensation Fund	55,739	:	:	:	:	:	:	:	:		
		Total category 8 - Out-of-work income maintenance and support	623,381										
9 - Early retirement													
9.2	16	Early retirement	86,876	599					8,944	180			7
		Total category 9 - Early retirement	86,876	599					8,944	180			


Notes

- 1 Stock: end-year figure.
- 2 Data exclude persons aged under 18 who are assumed to have moved into apprenticeship directly from compulsory education - decision of the LMP Task Force on Apprenticeship, 2003.
- 3 Beneficiaries of defensive contracts are registered under measures I-80 and I-81 in category 8.
- 4 Mixed measure in categories 4 and 7. The breakdown by component is not known so all expenditure and participants have been allocated to category 4, which is assumed to be the most important component.
- 5 Entrants: total beneficiaries (new starts plus end-year stock).
- 6 Stock: estimate of full-time equivalents
- 7 Data exclude persons still in receipt of benefits but who have reached the normal retirement age (65 for men and 60 for women). Stock: start-year figure.

C.3.11 LMP participants by intervention and by type of action: Latvia, 2003

Category, measure number and name	Number of participants											
	Men and women						Women					
	Total			Under 25s			Total			Total		
	Stock	Entrants	Exits	Stock	Entrants	Exits	Stock	Entrants	Exits	Stock	Entrants	Exits
1 - Labour market services												
1.1 2 Measures for promotion of competitiveness		29,041			7,609			21,035				
Total category 1 - Labour market services		29,041			7,609			21,035				
2 - Training												
2.1 3 Occupational training, re-training and raising of qualification of the unemployed	1,402	6,978	7,659	321*	1,599		943	4,679	5,281			
4 Measures for promotion of competitiveness organised by the juridical entities (training institutions) (MPCj)	n.s.	139		n.s.	17		n.s.	120				
Total category 2 - Training	1,402	7,117		321*	1,616		943	4,799				
3 - Job rotation and job sharing												
3	-	-	-	-	-	-	-	-	-	-	-	-
Total category 3 - Job rotation and job sharing												
4 - Employment incentives												
4.1 14 Social enterprises for employment of the less competitive unemployed	53	159		6*	19		22	66				
5 Work practice for young unemployed	114	200		114	200		73	128				
6 Subsidised work places for pre-retirement age unemployed	99	103		-	-		52	49				
Total category 4 - Employment incentives	266	462		120*	219		147	243				
5 - Integration of the disabled												
5.1 10 Work practice for young unemployed with disabilities	5	13		5	13		1	3				
8 Pilot project - Subsidised work places for unemployed with disabilities	6	9		n.s.	2		5	7				
7 Subsidised work places for unemployed with disabilities	38	103		-	-		19	50				
9 Subsidised work places for pre-retirement age unemployed with disabilities	10	22		-	-		4	10				
11 Support for unemployed with disabilities acquiring their professional skills at the work place	177	471		20*	52		85	231				
5.3 12 Measures for improving mobility of unemployed with disabilities	2	119		n.s.	8		1	57				
Total category 5 - Integration of the disabled	238	737		25*	75		115	358				
6 - Direct job creation												
6.2 13 Paid temporary public works (PTPW)	3,564	17,372		240*	1,172		1,714	8,371				
Total category 6 - Direct job creation	3,564	17,372		240*	1,172		1,714	8,371				

C.3.11 LMP participants by intervention and by type of action: Latvia, 2003

 Category, measure number and name	Number of participants												
	Men and women						Women						
	Total			Under 25s			Total			Total			
	Stock	Entrants	Exits	Stock	Entrants	Exits	Stock	Entrants	Exits	Stock	Entrants	Exits	Notes
7 - Start-up incentives 7													
Total category 7 - Start-up incentives	-	-	-	-	-	-	-	-	-	-	-	-	-
8 - Out-of-work income maintenance and support													
8.1 15 Full unemployment benefit	39,097	41,062	68,595	5,756	:	:	23,482	22,998	39,356	n.f.	:	n.f.	
8.5 16 Satisfaction of employees' claims from the employee claims guarantee fund	n.f.	829	n.f.	n.f.	:	:	n.f.	:	n.f.	:	:	n.f.	
Total category 8 - Out-of-work income maintenance and support	39,097	41,891	68,595	5,756	:	:	23,482	:	39,356	:	:	n.f.	
9 - Early retirement 9													
Total category 9 - Early retirement	-	-	-	-	-	-	-	-	-	-	-	-	-

Notes

C.3.12 LMP participants by intervention and by type of action: Lietuva, 2003

Category, measure number and name		Number of participants											
		Men and women						Women					
		Total			Under 25s			Total			Total		
		Stock	Entrants	Exits	Stock	Entrants	Exits	Stock	Entrants	Exits	Stock	Entrants	Exits
1 - Labour market services		154,975	206,238	241,906	16,117	36,389	44,262	86,633	106,517	120,892			
1.1	Individual Employment Plans, assistance in finding jobs, employment mediation services												
9	"Job clubs"	1,180	55,282	55,579	307	14,221	14,249	681	33,224	33,380			
12	Vocational counselling services provided by the psychologists of the territorial labour market training and counselling offices		62,883						38,474				
Total category 1 - Labour market services			324,403						178,215				
2 - Training		4,739	14,474	15,994	1,705	4,527	5,273	2,850	7,839	9,124			
2.3	Vocational training	378	6,741	6,669	11	183	185	253	4,415	4,421			
10	Renewal of Occupational Knowledge and Practical Skills of the Long-term Unemployed												
4	Unemployment prevention programme - preventative training	410	2,801	2,793	64	347	344	185	1,129	1,130			
11	Vocational training and employment of persons released from places of imprisonment	91	378	375	32	116	133	3	9	12			
Total category 2 - Training		5,618	24,394	25,831	1,812	5,173	5,935	3,291	13,392	14,687			
3 - Job rotation and job sharing													
3													
Total category 3 - Job rotation and job sharing													
4 - Employment incentives													
4.1	Local Employment Initiatives projects		596			85			190				
13	Supported works	919	4,389	4,315	395	1,963	1,964	507	2,398	2,350			
2	Support of social enterprises		63			9			35				
6	Subsidised jobs		3,104			1,060			2,005				
Total category 4 - Employment incentives			8,152			3,117			4,628				
5 - Integration of the disabled													
5.1	Subsidised jobs for the disabled		537			74			238				
Total category 5 - Integration of the disabled			537			74			238				
6 - Direct job creation		6,351	37,391	37,508	584	5,098	5,105	2,731	15,939	16,003			
6.2	Public works												
Total category 6 - Direct job creation		6,351	37,391	37,508	584	5,098	5,105	2,731	15,939	16,003			

C.3.12 LMP participants by intervention and by type of action: Lithuania, 2003

Category, measure number and name	Number of participants											
	Men and women						Women					
	Total		Under 25s		Total		Total		Total		Total	
	Stock	Entrants	Exits	Stock	Entrants	Exits	Stock	Entrants	Exits	Stock	Entrants	Exits
7 - Start-up incentives												
7 15 Support for setting up of individual business (loans for the unemployed)	n.s.	5	:	n.s.	1	:	n.s.	2	:	n.s.	2	:
16 Training programme on business fundamentals	159	4,781	4,787	27	861	864	86	2,624	2,631	86	2,624	2,631
Total category 7 - Start-up incentives	159	4,786	:	27	862	:	86	2,626	:	86	2,626	:
8 - Out-of-work income maintenance and support												
8.1 21 Unemployment benefit	14,886	33,795	42,438	2,740	7,129	10,191	8,903	19,491	23,352	8,903	19,491	23,352
8.5 22 Compensation from the Guarantee Fund	n.r.	10,424	:	n.r.	:	:	n.r.	:	:	n.r.	:	:
Total category 8 - Out-of-work income maintenance and support	14,886	44,219	:	2,740	:	:	8,903	:	:	8,903	:	:
9 - Early retirement												
9.2 23 Pre-pension unemployment benefit	12,001	5,927	9,029	:	:	:	4,575	2,142	3,122	4,575	2,142	3,122
Total category 9 - Early retirement	12,001	5,927	9,029	:	:	:	4,575	2,142	3,122	4,575	2,142	3,122

Notes

C.3.13 LMP participants by intervention and by type of action: Luxembourg, 2004

	Category, measure number and name	Number of participants														
		Men and women						Women								
		Total		Under 25s		Total		Total		Total		Total				
		Stock	Entrants	Exits	Stock	Entrants	Exits	Stock	Entrants	Exits	Stock	Entrants	Exits			
1 - Labour market services																
1																
Total category 1 - Labour market services																
2 - Training																
2.1	11 Training for entering or re-entering the labour market															
	12 Vocational retraining (workers)															
2.2	24 Temporary auxiliary contract	1,208	2,109		869	1,599		496	846							
	25 Training course of insertion in enterprise	196	334		132	239		33	53							
2.3	26 Training course for vocational reinsertion	227	360		-	-		72	122							
2.4	29 Apprenticeship for adults	188	142		134	99		75	60							
Total category 2 - Training																
3 - Job rotation and job sharing																
3																
Total category 3 - Job rotation and job sharing																
4 - Employment incentives																
4	13 Subsidies for the creation of jobs of socio-economic value															
	3 Aid to re-enter the labour market		2,010													1
	31 Compensatory benefit		268													
4.1	6 Aid for employing long-term and older unemployed		317													
	7 Mobility allowance		175													
	9 Income tax reduction for employing unemployed people		421													
Total category 4 - Employment incentives																
5 - Integration of the disabled																
5	32 Redeployment measures	n.r.	1	1												
	33 Wage participation	n.r.	9	2												
5.1	21 Measures of professional (re)integration of disabled workers		1,124													
	22 Adaptation of the workplace for disabled workers		4													
	23 Reimbursement of supplementary leave for disabled workers		709													
	27 Creation of positions for the disabled		50													
5.3	20 Vocational training and retraining measures for disabled workers		4													
Total category 5 - Integration of the disabled			1,901													

C.3.13 LMP participants by intervention and by type of action: Luxembourg, 2004

Category, measure number and name	Number of participants											
	Men and women						Women					
	Total			Under 25s			Total			Total		
	Stock	Entrants	Exits	Stock	Entrants	Exits	Stock	Entrants	Exits	Stock	Entrants	Exits
6 - Direct job creation												
6.2 10 Socially useful works	248	591	:	58	142	:	85	205	:			
2 Extraordinary works of general interest	62	:	:	-	:	:	:	:	:			
28 Pool of assistants	128	134	:	18	31	:	61	69	:			
Total category 6 - Direct job creation	438	:	:	76	:	:	:	:	:	:	:	:
7 - Start-up incentives												
7 14 Subsidies for the creation of businesses by the unemployed	:	15	:	:	:	:	:	:	:	:	:	:
Total category 7 - Start-up incentives	:	15	:	:	:	:	:	:	:	:	:	:
8 - Out-of-work income maintenance and support												
8.1 5 Unemployment compensation	4,713	7,744	:	:	:	:	2,104	:	:	:	:	:
8.2 1 Partial unemployment benefit	:	484	:	:	:	:	:	:	:	:	:	:
4 Compensation for unemployment due to technical reasons or bad weather in the building sector	:	15,655	:	:	:	:	:	:	:	:	:	:
8.5 8 Debt guarantee in case of employer closing down	n.r.	1,170	1,170	n.r.	:	:	n.r.	:	:	n.r.	:	:
Total category 8 - Out-of-work income maintenance and support	:	25,053	:	:	:	:	:	:	:	:	:	:
9 - Early retirement												
9.1 19 Early retirement	1,310	556	:	:	:	:	:	:	:	:	:	:
Total category 9 - Early retirement	1,310	556	:	:	:	:	:	:	:	:	:	:


Notes

1 Measure not applied in 2004.

C.3.14 LMP participants by intervention and by type of action: Magyarország, 2004

Category, measure number and name	Number of participants												
	Men and women						Women						
	Total			Under 25s			Total			Total			
	Stock	Entrants	Exits	Stock	Entrants	Exits	Stock	Entrants	Exits	Stock	Entrants	Exits	Notes
1 - Labour market services													
1.1 Labour Market Service		67,387											
2 Assistance for dedicated job seekers	2	64	56										
20 Reimbursement of expenses	n.r.			n.r.					n.r.				
7 Subsidies for mitigating the impact of collective redundancies													
Total category 1 - Labour market services													
2 - Training													
2.1 3 Training for unemployed	17,906	29,154	44,284	6,311	9,117	14,735	11,488	16,616	26,704				
4 Training for employed persons	2,438	4,207	5,874										
Total category 2 - Training	20,344	33,361	50,158										
3 - Job rotation and job sharing													
3													
Total category 3 - Job rotation and job sharing													
4 - Employment incentives													
4.1 11 Assistance for creation of new job	21,724	20,356	21,877	3,202	2,742	3,499	11,727	10,832	11,450				
13 Work experience for persons entering the labour market	9,242	11,762	10,417	8,439	10,694	9,633	5,100	6,387	5,727				
14 Assumption of employment-related contributions	3,324	7,288	8,292										
15 Support for the employment of unemployment entrants	259	302	336	259	302	336	75	78	104				
22 Transportation of persons in group													1
23 Support for long-distance travel costs	2,112	3,174	4,143										1
24 Support of housing													1
25 Recruitment incentives													1
5 Assistance for the creation of a new job	2,717	1,194	1,892										
6 Part-time employment	357	787	381										
4.2 8 Maintenance of existing job	2,923	8,711	7,582										
Total category 4 - Employment incentives	42,658	53,574	54,920										
5 - Integration of the disabled													
5.1 10 Assistance for employment of incapacitated workers													
9 Wage subsidy for the employment of incapacitated workers	238	128	383										
5.3 26 Training for disabled persons	361	705	1,130										
27 Start-up incentives for disabled persons	16	22	32										
Total category 5 - Integration of the disabled													

C.3.14 LMP participants by intervention and by type of action: Magyarország, 2004

 Category, measure number and name	Number of participants													
	Men and women						Women						Notes	
	Total			Under 25s			Total			Total				
	Stock	Entrants	Exits	Stock	Entrants	Exits	Stock	Entrants	Exits	Stock	Entrants	Exits		
6 - Direct job creation														
6.2 12 Support for community service work	18,240	54,029	54,694	2,799	8,569	8,806	8,141	22,254	22,490					
Total category 6 - Direct job creation	18,240	54,029	54,694	2,799	8,569	8,806	8,141	22,254	22,490					
7 - Start-up incentives														
7 16 Assistance for unemployed persons to become entrepreneurs	1,240	2,692	3,215	128	292	346	505	1,111	1,274					
17 Assistance for self-employment	3,963	349	1,221	:	:	:	:	:	:					
Total category 7 - Start-up incentives	5,203	3,041	4,436	:	:	:	:	:	:					
8 - Out-of-work income maintenance and support														
8.1 18 Unemployment benefit	109,654	315,244	308,027	10,022	36,913	37,271	55,110	145,162	142,343					
21 Incentive benefits provided to job seekers	14,271	35,789	30,489	396	876	940	8,943	22,582	19,139					
Total category 8 - Out-of-work income maintenance and support	123,925	351,033	338,516	10,418	37,789	38,211	64,053	167,744	161,482					
9 - Early retirement														
9.2 19 Unemployment aid prior to retirement	5,693	2,673	2,919	-	-	-	1,300	936	665					
Total category 9 - Early retirement	5,693	2,673	2,919	-	-	-	1,300	936	665					

Notes

1 Participants for HU-22, 23, 24 and 25 are grouped together under HU-23.

C.3.15 LMP participants by intervention and by type of action: Nederland, 2004

	Category, measure number and name	Number of participants									
		Men and women					Women				
		Total		Under 25s		Stock	Total		Total		Notes
		Entrants	Exits	Entrants	Exits		Entrants	Exits	Entrants	Exits	
1 - Labour market services											
1											
Total category 1 - Labour market services		-	-	-	-	-	-	-	-	-	-
2 - Training											
2	SVVWV - Stimulation of fulfilling vacancies by unemployed and employed at risk	7,922	9,850*	:	:	:	:	:	:	:	:
40	Comprehensive reintegration	154,481*	90,000	:	:	:	:	:	:	:	1
41	Practically-oriented training for unemployed (Praktijkscholing HVS)	9,000	12,000*	:	:	:	:	:	:	:	
2.1											
50	[Component] ESF-3 - ESF-3 for employed	265,653	:	:	:	:	:	:	:	:	2
51	[Component] ESF-3 - ESF-3 for unemployed	145,423	:	:	:	:	:	:	:	:	2
2.2											
51	Reintegration budget UWV regarding WW-recipients	23,000	23,000*	:	:	:	:	:	:	:	3
52	Case-management municipalities (Agenda for the Future)	-	-	-	-	-	-	-	-	-	4
53	Minority-targeted LMP (Stimulation labour participation)	3,600*	:	:	:	:	:	:	:	:	5
54	ESF-Equal	38,274	:	:	:	:	:	:	:	19,145	2
56	[Component] WVA - Act on reduction of employers tax and social security contributions - VO (apprentices)	86,800*	86,800	:	:	:	:	:	:	:	6
2.4											
1		734,153*	:	:	:	:	:	:	:	:	
Total category 2 - Training											
3 - Job rotation and job sharing											
3.1	Career break	204	:	:	:	:	:	:	:	:	2
Total category 3 - Job rotation and job sharing											
4 - Employment incentives											
4.1	[Component] WVA - Act on reduction of employers tax and social security contributions - VLV (LTU)	35,300*	35,300*	:	:	:	:	:	:	:	6
14	RSP - Regulation on employment in domestic services	727	:	:	:	:	:	:	:	:	
57	Job finders tax reduction	7,300	:	:	:	:	:	:	:	:	
60	Temporary measure for transforming ID-jobs into regular jobs	4,852*	:	:	:	:	:	:	:	:	7
Total category 4 - Employment incentives											
5 - Integration of the disabled											
5.2	WSW - Sheltered employment act	98,310	7,445	5,655	7,143	1,861	509	25,191	2,531	1,470	2
5.3	Act on the (re)integration in employment of the occupationally disabled (REA)	78,600	39,300*	:	:	:	:	:	:	:	
Total category 5 - Integration of the disabled											
Total category 5 - Integration of the disabled		176,910	46,745*	:	:	:	:	:	:	:	

C.3.15 LMP participants by intervention and by type of action: Nederland, 2004

	Category, measure number and name	Number of participants												
		Men and women						Women						
		Total		Under 25s		Total		Total		Total		Total		
		Stock	Entrants	Stock	Entrants	Stock	Entrants	Stock	Entrants	Stock	Entrants	Stock	Exits	Notes
6 - Direct job creation														
6 3	Regulation on I/D-jobs for long-term unemployed (former WI1/EWLW)	36,226	-	6,006	310	-	74	18,816	-	3,213	2,8			
6.2 42	WIW-jobs (basic subsidy) + WIW-work-experience positions	14,004	-	13,090	:	:	:	:	-	:	2,9			
	Total category 6 - Direct job creation	50,230	-	19,096	:	:	:	:	-	:	:			
7 - Start-up incentives														
7														
	Total category 7 - Start-up incentives	-	-	-	-	-	-	-	-	-	-			
8 - Out-of-work income maintenance and support														
8.1 31	WW - Unemployment insurance	323,400	385,680	371,100	17,770	57,760	55,050	138,800	166,480	159,100	2			
32	TW - Supplementary benefits	85,000	:	:	:	:	:	:	:	:	2,10			
33	Abw/WWB - National assistance benefit (IOAW and IOAZ included)	377,100	133,391	133,691	:	:	:	205,150	61,394	64,303	2			
61	Unemployment benefits former civil servants (WRO)	95,000	:	1,000	:	:	:	:	:	:	11			
8.A 62	Adjustment for double-counting, category 8	-25,800	:	:	:	:	:	:	:	:	10			
	Total category 8 - Out-of-work income maintenance and support	854,700	:	:	:	:	:	:	:	:	:			
9 - Early retirement														
9														
	Total category 9 - Early retirement	-	-	-	-	-	-	-	-	-	-			


Notes

- 1 Includes participant data of measure NL-53.
- 2 Stock: end-year figure.
- 3 Number of entrants calculated on the basis of estimated average duration of participation.
- 4 Participant data are included in NL-41.
- 5 Stock figure estimated on the basis of total expenditure + estimated average expenditure per participant (equivalent to average expenditure per participant in ESF-programme of €2,200)
- 6 Stock and entrants: estimates based on total expenditure + fixed (maximum) tax reduction allowable per person per year for both VO and VLW.
- 7 Stock figures estimated on the basis of total expenditure + paid allowances
- 8 Measure coming to an end. No new entrants in the I/D-scheme since 2004.
- 9 The Jobseekers Employment Act (WIW - Wet inschakeling werkzoekenden) ended in 2003. There are no new entrants in this measure since 2004.
- 10 NL-32 (TW) is a supplementary benefit and part of the stock (25,800) also receives benefits covered under measure NL-31 (WW).
- 11 Since 2001, new unemployed civil servants receive the standard WW-scheme (NL-31) instead of the WRO-benefit.


C.3.16 LMP participants by intervention and by type of action: Österreich, 2004

	Category, measure number and name	Number of participants										
		Men and women					Women					
		Total		Under 25s			Total		Total			
		Stock	Entrants	Exits	Stock	Entrants	Exits	Stock	Entrants	Exits	Notes	
1 - Labour market services												
1.1	16	Counselling for job seekers and enterprises	2,252	46,785	46,883	132	6,212	6,234	814	23,298	23,287	1
34		Work adjustment backup system and job assistance for the disabled	:	14,603	:	:	6,652	:	:	6,190	:	
54		[Component] Counselling and support of employment seekers & services for employers (PES) - Individual case-management	189,441*	641,608*	626,993*	29,420*	155,452*	150,879*	80,905*	265,727*	261,156*	
		Total category 1 - Labour market services	:	702,996*	:	:	168,316*	:	:	295,215*	:	
2 - Training												
2	18	[Component] Employment foundations - Training and guidance	5,310	5,960	5,743	934	1,165	921	2,327	2,553	2,200	2
2.1	7	Promotion of occupational mobility - course cost and course related cost	35,122	193,216	190,602	13,900	60,661	60,531	18,395	97,147	96,064	
8		Promotion of occupational mobility - living allowance	35,896	177,744	172,870	13,527	55,118	54,271	17,829	87,268	84,920	
9		Unemployment benefit (ALG) for training after parental leave	14	74	89	1	10	11	13	72	86	
12		Support for training in institutions	25,763	158,382	153,759	10,792	51,848	50,428	12,704	76,925	74,591	
25		[Component] Further training allowance - Institutional training	1,272	2,170	951	221	412	207	826	1,391	500	3
2.2	13	Support for training in enterprises - support persons in enterprises for training measures (support of qualification for employees)	10,095	50,080	55,276	1,714	9,145	9,874	8,757	41,914	46,025	
2.4	11	Promotion of apprenticeship training and vocational training	3,860	4,734	5,263	3,817	4,685	5,212	1,650	1,772	2,073	
32		JASG training courses	5,201	17,033	15,363	5,201	17,033	15,363	2,465	7,982	7,256	
2.A	60	Adjustment for double counting category 2	-56,915	-0	-0	-22,241	-0	-0	-29,078	-0	-0	
		Total category 2 - Training	65,618*	609,393	599,916	27,866*	200,077	196,818	35,888*	317,024	313,715	
3 - Job rotation and job sharing												
3.1	25	[Component] Further training allowance - Job rotation	n.s.	n.s.	n.s.	n.s.	n.s.	n.s.	n.s.	n.s.	n.s.	3
26		Solidarity premium model (SOL)	3	-	6	-	-	1	3	-	5	
		Total category 3 - Job rotation and job sharing	3	-	6	-	-	1	3	-	5	
4 - Employment incentives												
4.1	5	Promotion of regional mobility and entry into employment - travel allowance	1,149	1,933	2,079	791	1,145	1,247	634	1,117	1,230	
6		Promotion of regional mobility and entry into employment - childcare allowance	4,086	9,686	10,949	404	959	1,018	3,999	9,460	10,706	
15		Integration subsidy (BEB, BESEB, EB)	8,193	19,791	20,438	1,601	3,885	3,922	3,979	9,049	9,815	4
4.2	19	Promotion of investment and restructuring	6,827*	6,584	:	:	:	:	:	:	:	
30		Bonus/malus system and unemployment insurance	22,797	22,734	27,382	-	-	-	7,480	8,168	9,306	
4.A	61	Adjustment for double counting category 4	-101	-0	-0	-13	-0	-0	-0	-0	-0	
		Total category 4 - Employment incentives	42,951*	60,728	:	:	:	:	:	:	:	

C.3.16 LMP participants by intervention and by type of action: Österreich, 2004

 Category, measure number and name		Number of participants										
		Men and women					Women					
		Total		Under 25s		Stock	Exits	Total		Stock	Exits	Notes
		Entrants	Exits	Entrants	Exits			Entrants	Exits			
5 - Integration of the disabled												
5.1 37 Support for employment of the disabled through the BSBs	:	12,713	:	885	:	4,603	:	1				
5.2 43 Subsidies for contracted out work (BSB)	n.r.	-	n.r.	-	n.r.	-	n.r.	n.r.				
5.3 35 Vocational training for the disabled	1,412	1,353	n.r.	45	503*	482	n.r.	1,5				
Total category 5 - Integration of the disabled	:	18,108*	:	2,562	:	6,913	:					
6 - Direct job creation												
6.1 27 Childcare institutions	182	170	291	39	182	170	291					
6.2 14 Socio-economic enterprises (SÖB) and non-profit employment projects (GBP)	4,587	9,125	8,670	2,422	2,190	4,131	3,871					
Total category 6 - Direct job creation	4,769	9,295	8,961	2,461	2,372	4,301	4,162					
7 - Start-up incentives												
7 17 Business start-up programme (GB)	739	3,952	4,107	208	243	1,339	1,368					
18 [Component] Employment foundations - Support for business start-ups	n.s.	n.s.	n.s.	n.s.	n.s.	n.s.	n.s.	2				
Total category 7 - Start-up incentives	739	3,952	4,107	208	243	1,339	1,368					
8 - Out-of-work income maintenance and support												
8.1 1 Unemployment benefit	125,723	591,498	584,312	139,802	23,328	234,019	227,886					
2 Unemployment assistance	95,000	226,756	230,145	39,698	8,487	95,115	96,096					
8.2 20 Short-time working allowance	n.s.	480	480	n.s.	n.s.	120	120					
21 Bad weather compensation (Builders' Holiday and Severance Payments Fund)	2,241*	34,824*	n.r.	n.r.	n.r.	n.r.	n.r.					
8.5 33 Insolvency-bankruptcy compensation	n.r.	38,000*	n.r.	n.r.	n.r.	n.r.	n.r.					
Total category 8 - Out-of-work income maintenance and support	222,964*	891,558*	814,937	179,500	31,815	329,254	324,102					


C.3.16 LMP participants by intervention and by type of action: Österreich, 2004

 Category, measure number and name	Number of participants												
	Men and women						Women						Notes
	Total			Under 25s			Total						
	Stock	Entrants	Exits	Stock	Entrants	Exits	Stock	Entrants	Exits	Stock	Entrants	Exits	
9 - Early retirement	1,827	124	217	-	-	-	61	4*	7*				
9.2 3 Transfer benefits to facilitate transition into retirement - Special support (SUG)													
4 Pension advances	26,195	49,875	37,868	171	498	414	9,593	19,879	14,459				6
49 Part-time pay/support for older workers	39,859	1,226	3,123	-	-	-	18,743	590	1,306				
Total category 9 - Early retirement	67,881	51,225	41,208	171	498	414	28,397	20,473*	15,772*				


Notes

- 1 Entrants: total beneficiaries (new starts plus end-year stock).
- 2 Mixed measure (categories 2 and 7) - it is not possible to separate the data so all participants are allocated to training, which is the most important component.
- 3 Mixed measure (categories 2 and 3) - it is not possible to separate the data so all participants are allocated to training, which is the most important component.
- 4 Entrants: number of jobs promoted and secured during the year. 821 of these were newly created jobs. Stock: average of two year-end figures.
- 5 Stock: start-year figure.
- 6 Includes some applicants for invalidity pension.

C.3.17 LMP participants by intervention and by type of action: Portugal, 2004

 Category, measure number and name		Number of participants											
		Men and women						Women					
		Total			Under 25s			Total			Total		
		Stock	Entrants	Exits	Stock	Entrants	Exits	Stock	Entrants	Exits	Stock	Entrants	Exits
1 - Labour market services													
1.1	95	[Component] Public employment services - Individual case-management	:	168,629	:	:	:	:	:	:	:	:	1
Total category 1 - Labour market services													
			:	168,629	:	:	:	:	:	:	:	:	
2 - Training													
2	99	PROFIJ - Training programme for the integration of youngsters (Azores)	913	1,066	385	913	1,066	385	913	1,066	385	119	
2.1	96	[Component] Integration enterprises - Training	n.s.	1,094	:	n.s.	:	:	n.s.	:	:	:	
	14	Training grants for workers	103	220	171	33	42	31	56	88	80		
	63	Initial training (excluding apprenticeship)	3,477	6,295	6,676	3,001	5,244	5,617	1,657	3,236	3,429	2	
	64	Training for unemployed	5,587	22,959	21,362	1,282	5,213	5,074	3,690	15,711	14,121	2	
	67	Special training for disadvantaged groups	3,441	5,063	5,840	723	993	1,231	2,467	3,448	4,052	2	
	103	Intervention for vocational training and employment	n.s.	86	:	n.s.	:	:	n.s.	:	:		
	115	Vocational training for young and adults	1,938	3,296	8,289	1,489	2,817	3,302	855	1,318	4,730		
2.2	22	Practical vocational training	7,508	10,411	8,874	4,424	6,014	5,210	5,003	6,994	5,953		
	98	Placement programme (Azores)	131	312	242	95	226	175	66	154	122		
	105	Practical vocational training aiming at socio-professional integration	n.s.	679	:	n.s.	:	:	n.s.	:	:		
2.3	127	[Component] Life and Work Programme (Madeira) - Socio-professional integration training period	-	-	-	-	-	-	-	-	-	3	
	9	Training/employment schemes for young people, specialists, managers and adults	10	-	29	1	-	2	8	-	23		
	20	Vocational training workshops programme	339	110	647	80	20	112	235	37	499		
	112	Youth training and employment (Madeira)	20	20	35	20	20	35	15	13	30		
	113	Adult training and employment (Madeira)	32	59	69	-	-	-	31	57	67		
	127	[Component] Life and Work Programme (Madeira) - Theoretical-practical training	6	22	9	-	3	1	3	7	2	3	
2.4	7	Apprenticeship training for young people	14,475	6,071	7,835	14,395	6,023	7,785	4,302	2,254	4,028		
Total category 2 - Training													
			37,980	57,763	:	26,456	:	7,785	18,764	:	4,028	:	
3 - Job rotation and job sharing													
3.1	116	Employment-training rotation program	n.s.	13	:	n.s.	n.s.	:	n.s.	n.s.	:		
Total category 3 - Job rotation and job sharing													
			-	13	:	-	-	:	-	-	:		


C.3.17 LMP participants by intervention and by type of action: Portugal, 2004

 Category, measure number and name		Number of participants												
		Men and women						Women						
		Total			Under 25s			Total			Total			
		Stock	Entrants	Exits	Stock	Entrants	Exits	Stock	Entrants	Exits	Stock	Entrants	Exits	
4 - Employment incentives														
4	96	[Component] Integration enterprises - Integration premiums	2,875	1,660	1,767	503	288	283	2,225	1,291	1,379			
	122	Social employment market (Azores)	9	9	9	2	2	2	6	6	6			
4.1	23	Subsidies for permanent employment contracts	n.r.	1,452	200	n.r.	709	107	n.r.	986	153			
	24	Local employment initiatives - ILE	n.r.	3,573	189	n.r.	925	85	n.r.	1,890	127			
	29	Job creation for young people through exemptions or reductions from compulsory social security contributions	105,019	27,977	42,240	:	:	:	49,910	13,067	20,341			4
	37	Exemption or reduction from social security contributions to promote recruitment of long-term unemployed	9,856	3,247	3,129	573	301	213	6,376	2,046	1,976			4
	62	Salary compensation	:	:	:	:	:	:	:	:	:			
	106	Premium for socio-vocational integration	n.r.	79	:	n.r.	:	:	n.r.	:	:			
	107	Employment incentive	n.s.	530	n.s.	n.s.	n.s.	n.s.	n.s.	n.s.	n.s.			
	125	Integration premium	n.r.	248	4	n.r.	29	-	n.r.	228	-			
	131	Stabilize (Azores)	13	13	13	7	7	7	9	9	9			5
	127	[Component] Life and Work Programme (Madeira) - Employment support	-	-	-	-	-	-	-	-	-			3
	127	[Component] Life and Work Programme (Madeira) - Socio-professional integration premium	-	-	-	-	-	-	-	-	-			3
Total category 4 - Employment incentives			:	:	:	:	:	:	:	:	:			
5 - Integration of the disabled														
5.1	31	Reduction of social security contributions to facilitate vocational integration of disabled persons	3,460	454	421	270	96	43	1,190	166	165			4
	68	Promotion of socio-professional integration of disabled	n.r.	542	99	n.r.	246	47	n.r.	212	38			
	69	Self-employment for disabled	n.r.	34	:	n.r.	5	:	n.r.	9	:			
5.2	33	Sheltered employment	509	24	7	303	10	2	202	10	2			6
5.3	34	Vocational preparation schemes for disabled persons	:	9,665	:	:	:	:	:	:	:			7
	84	Training and occupational integration of young people and adults with disabilities (Madeira)	74	69	48	69*	66	47	23*	28	10			
Total category 5 - Integration of the disabled			:	10,788	:	:	:	:	:	:	:			

C.3.17 LMP participants by intervention and by type of action: Portugal, 2004

	Category, measure number and name	Number of participants														
		Men and women						Women								
		Total			Under 25s			Total			Total					
		Stock	Entrants	Exits	Stock	Entrants	Exits	Stock	Entrants	Exits	Stock	Entrants	Exits			
6 - Direct job creation																
6.1	97	INTEGRA - Programme for adult integration (Azores)	10	10	10	4	4	4	10	10	10	10	10	10		
6.2	3	Employment scheme for persons in receipt of unemployment benefits	17,542	26,376	24,076	2,271	3,239	3,020	13,152	19,769	18,264					
4		Employment scheme for unemployed persons in need	3,726	7,175	6,687	656	1,171	1,105	2,709	5,160	4,821					
86		Programme for temporary placement of those receiving unemployment benefit (Azores)	210	366	205	25	73	48	147	282	171					
114		Social employment scheme for the unemployed - PROSA (Azores)	53	111	134	9	18	27	29	61	98					
119		Insertion-Employment program	1,855	190	1,964	287	22	324	1,400	153	1,487					8
128		Occupational programme for the unemployed (Madeira)	143	166	269	61	81	110	97	111	181					
		Total category 6 - Direct job creation	23,539	34,394	33,345	3,313	4,608	4,638	17,544	25,546	25,032					
7 - Start-up incentives																
7	25	Subsidies for creation of self-employed	n.r.	1,682	48	n.r.	82	3	n.r.	577	17					
	26	Support for entry into self-employment - ACPE (Madeira)	n.r.	2	2	n.r.	1	1	n.r.	2	2					
	108	Incentives for self-employment	n.s.	2	n.s.	n.s.	n.s.	n.s.	n.s.	n.s.	n.s.					
		Total category 7 - Start-up incentives	-	1,686	50	-	83	4	-	579	19					
8 - Out-of-work income maintenance and support																
8.1	75	Unemployment subsidy	215,129	184,859	82,199	16,366	25,232	11,548	113,667	101,675	43,673					
76		Unemployment assistance	77,610	37,759	90,036	8,665	9,154	18,906	48,282	22,395	55,488					
8.2	1	Short-time working or temporary suspension of employment	:	:	:	:	:	:	:	:	:					
126		Wage compensation in case of emergency	n.r.	:	:	n.r.	:	:	n.r.	:	:					9
8.3	104	Partial unemployment benefit	:	:	:	:	:	:	:	:	:					
8.5	61	Payment of backdated earnings from bankrupt or insolvent firms	:	:	:	:	:	:	:	:	:					
		Total category 8 - Out-of-work income maintenance and support	:	:	:	:	:	:	:	:	:					


C.3.17 LMP participants by intervention and by type of action: Portugal, 2004

 Category, measure number and name	Number of participants											
	Men and women						Women					
	Total			Under 25s			Total			Total		
	Stock	Entrants	Exits	Stock	Entrants	Exits	Stock	Entrants	Exits	Stock	Entrants	Exits
9 - Early retirement												
9.2 41 Early retirement for the elderly unemployed	32,903	:	:	-	-	-	11,424	:	:	-	-	-
44 Early retirement agreements between workers and employers	1,292	:	:	-	-	-	112	:	:	-	-	-
Total category 9 - Early retirement	34,195	:	:	-	-	-	11,536	:	:	-	-	-


Notes

- 1 Data under component 1.1.2 cover IEFP, OEFP and DRFP, but are underestimated because very incomplete for IEFP.
- 2 Regular placements organised through the PES on the mainland and Madeira (IEFP+DRFP) plus persons placed through the ESF (IGFSE).
- 3 As in 2003 (first year of implementation), this measure is limited to the training component.
- 4 A small number of participants cannot be accurately allocated between measures PT-29, 31 and 37. Participants by measure may therefore be slightly under or over-stated but the total for the three is correct.
- 5 Measure implemented in 2004.
- 6 Entrants: total beneficiaries (new starts plus end-year stock).
- 7 Entrants: sum of new year entrants. Exits: situation after 6 months of conclusion.
- 8 Measure coming to an end.
- 9 The measure was applicable only in 2003.

C.3.18 LMP participants by intervention and by type of action: Slovensko, 2004

 Category, measure number and name	Number of participants												
	Men and women						Women						
	Total			Under 25s			Total			Total			
	Stock	Entrants	Exits	Stock	Entrants	Exits	Stock	Entrants	Exits	Stock	Entrants	Exits	Notes
1 - Labour market services													
1.1 3 Professional consultancy	:	:	:	:	:	:	:	:	:	:	:	:	
Total category 1 - Labour market services													
2 - Training													
2.1 4 Education and preparation for the labour market of the job seeker and person interested in employment	4,690	27,168	:	:	:	:	:	:	3,243	16,447	:	:	
Total category 2 - Training	4,690	27,168	:	:	:	:	:	:	3,243	16,447	:	:	
3 - Job rotation and job sharing													
3 3	-	-	-	-	-	-	-	-	-	-	-	-	
Total category 3 - Job rotation and job sharing													
4 - Employment incentives													
4.1 6 Contribution for employing a disadvantaged job seeker	800	1,801	:	:	:	:	:	:	392	932	:	:	
7 Contribution for the graduate practice	4,975	14,462	:	:	:	:	:	:	3,481	11,930	:	:	
9 Contribution for movement toward work	27	51	:	:	:	:	:	:	15	32	:	:	
Total category 4 - Employment incentives	5,802	16,314	:	:	:	:	:	:	3,888	12,894	:	:	
5 - Integration of the disabled													
5.1 10 Contribution for establishing and maintaining the protected workshop and protected workplace	:	138	:	:	:	:	3	:	:	:	:	:	
11 Contribution for operating or performing self-employment to disabled citizens	48	107	:	:	:	:	:	:	:	:	:	:	
12 Contribution for activities of the assistant at work	:	16	:	:	:	:	:	:	:	:	:	:	
5.2 13 Contribution to cover operating costs of the sheltered workshop or sheltered workplace and employees transport costs	:	:	:	:	:	:	:	:	:	:	:	:	
Total category 5 - Integration of the disabled													
6 - Direct job creation													
6.2 8 Contribution for activation activity	100,316	243,426	:	:	:	:	:	:	39,127	99,309	:	:	
Total category 6 - Direct job creation	100,316	243,426	:	:	:	:	:	:	39,127	99,309	:	:	
7 - Start-up incentives													
7 5 Contribution for self-employment	2,958	5,618	:	:	:	:	:	:	1,064	2,142	:	:	
Total category 7 - Start-up incentives	2,958	5,618	:	:	:	:	:	:	1,064	2,142	:	:	

C.3.18 LMP participants by intervention and by type of action: Slovensko, 2004

 Category, measure number and name	Men and women						Number of participants						
	Total			Under 25s			Total			Women			
	Stock	Entrants	Exits	Stock	Entrants	Exits	Stock	Entrants	Exits	Stock	Entrants	Exits	
												Notes	
8 - Out-of-work income maintenance and support													
8.1 15 Unemployment benefit	74,750	:	:	:	:	:	:	:	:	:	:	:	
8.5 14 Benefit of guarantee insurance	3,792	:	:	:	:	:	:	:	:	:	:	:	
Total category 8 - Out-of-work income maintenance and support	78,542	:	:	:	:	:	:	:	:	:	:	:	
9 - Early retirement													
9.2 16 Early old-age pension	4,223*	:	:	:	:	:	:	:	:	:	:	:	
Total category 9 - Early retirement	4,223*	:	:	:	:	:	:	:	:	:	:	:	

Notes

C.3.19 LMP participants by intervention and by type of action: Suomi/Finland, 2004

	Category, measure number and name	Number of participants															
		Men and women						Women									
		Total		Under 25s		Total		Total		Total		Total					
		Stock	Entrants	Exits	Stock	Entrants	Exits	Stock	Entrants	Exits	Stock	Entrants	Exits				
1 - Labour market services																	
1.1	20	Vocational guidance	n.r.	29,963	:	n.r.	10,931	:	n.r.	19,622	:						1
22		Vocational rehabilitation	776	19,390	:	:	:	:	:	:	:						2
47		Interviews and individual action plans	n.r.	223,244	:	n.r.	:	:	n.r.	111,765	:						3
48		Integration	n.r.	5,423	:	n.r.	1,151	:	n.r.	3,220	:						4
49		Job-clubs	648	24,202	25,339*	146*	5,451	5,707*	380*	14,181	14,846*						
		Total category 1 - Labour market services	1,424	302,222													
2 - Training																	
2.1	6	Labour market training	30,701	85,029	79,818	4,878*	13,511	12,756	15,122*	41,883	40,279						
17		Training allowance	1,661	1,430	:	-	-	-	1,227*	1,056	:						
24		The adult training supplement of the training and redundancy fund	70	156	:	-	-	-	38*	84	:						5,6
2.2	12	Employment subsidy for coaching for working life	1,487	6,148	5,774	390	1,568	1,514*	1,042	4,414	4,046*						
15		Trainee work/coaching for working life with labour market support	11,458	42,500	41,608	7,116	27,050	25,840*	7,257	26,642	26,353*						
2.4	7	Apprenticeship for the unemployed	4,422	3,782	3,225	1,799	1,746	1,312*	2,242	1,893	1,635*						
2.A	54	Adjustment for double-counting, category 2	-36*	-81*	:	-	-	-	-20*	-44*	:						5
		Total category 2 - Training	49,763*	138,964*		14,183*	43,875*	41,422	26,908*	75,928*							
3 - Job rotation and job sharing																	
3.1	16	Job rotation	5,372	8,458	:	1,056*	1,663	:	3,854	6,049	:						
3.2	13	Part-time pay supplement	1,907	3,067	3,277	146	255	251*	1,729	2,772	2,971*						
		Total category 3 - Job rotation and job sharing	7,279	11,525		1,202*	1,918		5,583	8,821							
4 - Employment incentives																	
4.1	10	Employment subsidy, private companies	3,026	6,630	6,362	568	1,396	1,194*	1,661	3,531	3,492*						
35		Combined subsidy	17,037	25,390	21,139	561	719	696*	9,646	13,407	11,968*						
		Total category 4 - Employment incentives	20,063	32,020	27,501	1,129	2,115	1,890*	11,307	16,938	15,460*						
5 - Integration of the disabled																	
5.2	34	Employment supporting activity of the municipalities	2,681*	2,850*	:	190*	202*	:	1,072*	1,140*	:						1,7
5.3	25	Rehabilitation activities of the social insurance institution	2,891	17,462	:	637*	3,848	:	:	:	:						1
26		Rehabilitation activities of the employment pension scheme	1,783	6,257	2,488	:	:	:	881	3,093	1,230*						1
27		Rehabilitation activities of the accident and traffic insurance	550*	2,000	:	:	:	:	:	:	:						1
		Total category 5 - Integration of the disabled	7,905*	28,569*													

C.3.19 LMP participants by intervention and by type of action: Suomi/Finland, 2004

	Category, measure number and name	Men and women										Number of participants		
		Total					Under 25s					Women		
		Total		Under 25s		Total			Under 25s		Total	Total		
		Stock	Entrants	Exits	Stock	Entrants	Exits	Stock	Entrants	Exits	Stock	Entrants	Exits	Notes
6 - Direct job creation														
6.2	8	2,543	4,319	4,587	107	220	193*	1,413	2,050	2,548*				
9		6,786	14,012	14,251	978	2,507	2,054*	4,757	9,848	9,990*				
36		1,591	6,928	:	136*	591	:	714*	3,111	:				
Total category 6 - Direct job creation		10,920	25,259	:	1,221*	3,318	:	6,884*	15,009	:				
7 - Start-up incentives														
7	11	2,643	4,776	4,024	259	521	394*	1,210	2,159	1,842*				
Total category 7 - Start-up incentives		2,643	4,776	4,024	259	521	394*	1,210	2,159	1,842*				
8 - Out-of-work income maintenance and support														
8.1	1	126,098	139,673	:	5,885*	6,518	:	62,943*	69,719	:				
2		17,496	30,934	:	3,965*	7,010	:	8,613*	15,228	:				
4		121,517	57,548	:	41,580*	19,691	:	55,665*	26,361	:				
8.2	30	623	1,942	:	13*	39	:	288*	897	:				
32		6	50	:	1*	5	:	3*	25	:				
8.3	31	18,214	22,773	:	955*	1,194	:	13,817*	17,275	:				
33		12,830	20,471	:	5,265*	8,401	:	8,602*	13,725	:				
8.4	23	n.r.	69	69	n.r.	-	-	n.r.	29	29				
8.5	28	n.r.	6,452	6,452	n.r.	:	:	n.r.	:	:				
Total category 8 - Out-of-work income maintenance and support		296,784	279,912	:	57,664*	:	:	149,931*	:	:				
9 - Early retirement														
9.2	3	50,694	10,368	12,776	-	-	-	26,821	5,377	6,698				
Total category 9 - Early retirement		50,694	10,368	12,776	-	-	-	26,821	5,377	6,698				

Notes

- 1 Entrants: total beneficiaries (new starts plus end-year stock).
- 2 Entrants: total number of activities financed by the Labour Administration. A person in rehabilitation usually benefits from various activities during rehabilitation (examinations, ability testing, job trials, etc).
- 3 Entrants include the Individual action plans which have been made during the year.
- 4 Entrants are the integration plans which have been made during the year.
- 5 52% of the entrants in FIN-24 are also counted as participants in Labour market training (FIN-6).
- 6 Measure coming to an end.
- 7 Stock: end-year figure.

C.3.20 LMP participants by intervention and by type of action: Sverige, 2004

Category, measure number and name	Men and women										Number of participants					
	Total					Under 25s					Women					
	Men		Women			Men		Women			Men		Women		Total	
	Stock	Entrants	Exits	Stock	Entrants	Exits	Stock	Entrants	Exits	Stock	Entrants	Exits	Stock	Entrants	Exits	Notes
1 - Labour market services																
1.1	20	Individual guidance service	:	:	:	85,864	:	:	:	:	:	:	249,103	:	:	:
	42	Activity Guarantee	:	:	:	:	:	:	:	:	:	:	:	:	:	:
Total category 1 - Labour market services			:	:	:	:	:	:	:	:	:	:	:	:	:	:
2 - Training																
2	14	Employability rehabilitation programme	8,104	30,338	22,446	939	3,672	2,636	4,147	15,632	11,575	1				
	43	Activities within counselling, guidance and placement services	22,480	58,925	44,704	804	4,723	3,741	10,461	26,215	19,866					
	47	Projects with Employment Policy Orientation	723	2,897	2,383	289	1,405	978	325	1,256	978					
2.1	6	Computer/activity centres	3,093	16,515	14,512	698	4,521	3,903	1,598	8,368	7,285					
	11	On-the-job training	n.s.	n.r.	-	n.s.	n.r.	-	n.s.	n.r.	-	2				
	49	Preparatory Training Courses	13,870	57,465	45,790	2,420	12,276	9,564	6,789	26,497	20,870					
	50	Employment Training	7,940	17,212	15,774	1,464	3,855	2,885	3,402	6,270	6,156					
2.2	3	International practice scholarship	241	498	-	:	:	-	:	:	-					
Total category 2 - Training			56,451	183,850	145,609	12,792	42,477	23,707	18,031	66,730	43,544					
3 - Job rotation and job sharing																
3.1	53	Career Break	1,097	1,407	1,614	:	:	:	696	901	1,045	3				
Total category 3 - Job rotation and job sharing			1,097	1,407	1,614	:	:	:	696	901	1,045	3				
4 - Employment incentives																
4.1	7	Municipal youth programme	4,104	16,150	12,942	4,104	16,150	12,942	2,107	8,216	6,463					
	15	Mobility allowance	n.r.	22,236	-	n.r.	:	-	n.r.	:	-					
	31	Youth guarantee	5,386	22,084	17,845	5,382	22,080	17,299	2,182	8,979	7,254					
	35	Work Experience	14,392	61,929	50,107	2,116	12,952	10,340	6,309	27,291	22,285					
	36	General recruitment incentive	3,668	8,092	8,093	694	1,613	1,444	1,212	2,629	2,636					
	37	Extended recruitment incentive (for persons enrolled with the PES for 2 years)	7,883	10,139	8,333	458	655	425	2,760	3,411	2,978					
	44	Special recruitment incentive	6,428	6,729	2,192	16	29	8	2,442	2,389	810					
	45	Extended recruitment incentive (for persons enrolled with the PES for 4 years)	2,524	306	2,849	22	2	19	1,019	130	1,118					
Total category 4 - Employment incentives			44,385	147,665	102,361	12,792	42,477	23,707	18,031	66,730	43,544					
5 - Integration of the disabled																
5.1	12	Wage subsidies	55,113	16,499	15,132	1,683	1,261	716	21,335	6,069	5,694					
	40	Workplace adjustment grants	n.r.	:	:	n.r.	:	:	n.r.	:	:					
5.2	13	Public sheltered employment (OSA)	5,880	2,075	2,208	162	158	150	1,432	565	512					
	21	Samhall	21,946	2,028	2,449	196	:	:	10,064	856	1,078	4				
Total category 5 - Integration of the disabled			82,939	2,028	2,449	2,041	:	:	32,831	:	:	4				

C.3.20 LMP participants by intervention and by type of action: Sverige, 2004

Category, measure number and name	Number of participants											
	Men and women						Women					
	Total		Under 25s		Total		Total		Total		Notes	
	Stock	Entrants	Exits	Stock	Entrants	Exits	Stock	Entrants	Exits	Stock	Entrants	Exits
6 - Direct job creation 6	-	-	-	-	-	-	-	-	-	-	-	-
Total category 6 - Direct job creation	-	-	-	-	-	-	-	-	-	-	-	-
7 - Start-up incentives 7 9 Start-up grants	5,601	10,272	8,442	276	607	411	2,089	3,717	3,031	3,031		
Total category 7 - Start-up incentives	5,601	10,272	8,442	276	607	411	2,089	3,717	3,031			
8 - Out-of-work income maintenance and support 8.1 16 [Component] Unemployment insurance and Basic insurance - Full-time unemployed 8.3 16 [Component] Unemployment insurance and Basic insurance - Part-time unemployed 8.5 30 Wage guarantee	206,116	502,820	473,421	26,877	112,111	105,217	89,453	223,310	198,260	198,260		
	155,720	111,714	172,087	26,352	30,891	44,094	109,509	76,763	114,257	114,257		
	n.r.	24,253	n.r.	n.r.	:	n.r.	n.r.	:	n.r.	:	n.r.	n.r.
Total category 8 - Out-of-work income maintenance and support	361,836	638,787	645,508	53,229	149,311	149,311	198,962	312,517	312,517			
9 - Early retirement 9	-	-	-	-	-	-	-	-	-	-	-	-
Total category 9 - Early retirement	-	-	-	-	-	-	-	-	-	-	-	-

Notes

- 1 From 2002 this measure includes the Supported employment programme (SIUS), which was previously reported separately as measure S-38.
- 2 Measure is being phased out.
- 3 Data refer to the "replacement persons" but replacement is almost always 1 for 1 so the figures can also be considered as the number of persons taking a career break.
- 4 Stock: end-year figure.

C.3.21 LMP participants by intervention and by type of action: United Kingdom, 2004

	Category, measure number and name	Men and women										Number of participants		
		Total					Under 25s					Women		
		Men		Women			Men		Women			Total		Notes
		Stock	Exits	Stock	Exits	Stock	Exits	Stock	Exits	Stock	Exits			
1 - Labour market services														
1.1	1	52,240	134,440	111,570	52,240	134,440	111,570	15,240	41,130	34,800				
		[Component] New Deal for 18-24 - Gateway												
1	1	11,030	30,440	29,930	11,030	30,440	29,930	2,890	8,140	7,770				
		[Component] New Deal for 18-24 - Follow-through												
2	2	33,280	91,150	60,840	-	-	-	5,830	17,040	11,860				
		[Component] New Deal 25+ - Gateway												
2	2	7,960	24,600	24,570	-	-	-	1,210	3,910	3,870				
		[Component] New Deal 25+ - Follow-through												
10		3,520	3,910	1,400	590	660	270	2,530	2,820	1,080				
		New Deal for Partners of Unemployed People (NDPU)												
11		72,540	168,240	184,750	16,150	35,650	38,350	68,530	159,170	174,850				
		New Deal for Lone Parents (NDLP)												
16		:	1,921	1,921	:	:	:	:	:	:				
		Work trials												
22		:	73,199	:	:	:	:	:	:	:				
		Programme centres (plus other jobsearch provision: Jobclub, Jobplan)												
35		18,900	27,840	28,070	4,000	7,690	4,330	5,610	9,390	6,790				
		Employment zones												
37		38,210	33,750	6,560	:	:	:	:	:	:				
		New Deal 50+												
38		:	89,035	89,035	:	:	:	:	38,438	:				
		Action Teams for Jobs												
43		:	:	:	:	:	:	:	:	:				
		Jobcentre Plus - other programmes												
44		:	:	:	:	:	:	:	:	:				
		Work Step												
Total category 1 - Labour market services		354,467	400,960	400,960	328,400	287,960	142,125	142,125	1,620	1,640				
2 - Training														
2.1	1	8,600	20,860	7,450	8,600	20,860	7,450	2,510	6,180	2,290				
		[Component] New Deal for 18-24 - Education and training option												
2	2	800	1,700	420	-	-	-	140	280	70				
		[Component] New Deal 25+ - Full-time education/training option												
2.3	4	25,267	111,300	106,100	n.s.	n.s.	n.s.	8,675	35,600	33,700				
		Work-based learning for adults (WBLA)												
2.4	5	319,800	267,100	:	319,800	267,100	:	130,800	:	:			1	
		Work-based training for young people (WBTP)												
Total category 2 - Training		354,467	400,960	400,960	328,400	287,960	142,125	142,125	1,620	1,640				
3 - Job rotation and job sharing														
3		-	-	-	-	-	-	-	-	-				
Total category 3 - Job rotation and job sharing		-	-	-	-	-	-	-	-	-				
4 - Employment incentives														
4.1	1	2,160	4,850	4,470	2,160	4,850	4,470	520	1,180	1,130				
		[Component] New Deal for 18-24 - Employment option												
2	2	1,310	2,500	2,840	-	-	-	210	440	510				
		[Component] New Deal 25+ - Employment option												
Total category 4 - Employment incentives		3,470	7,350	7,310	2,160	4,850	4,470	730	1,620	1,640				

C.3.21 LMP participants by intervention and by type of action: United Kingdom, 2004

Category, measure number and name	Number of participants										
	Men and women						Women				
	Total			Under 25s			Total		Total		
	Stock	Entrants	Exits	Stock	Entrants	Exits	Stock	Entrants	Exits	Stock	Exits
5 - Integration of the disabled	17,393	4,053	14,172	:	:	:	:	:	:	:	:
5 24 Employment rehabilitation (Work preparation)	20,127	11,950	-	:	:	:	:	:	:	:	:
5.1 31 Access to work	2,328	:	:	:	:	:	:	:	:	:	:
32 Job introduction scheme (JIS)	97,240	61,580	26,530	7,520	5,680	1,660	34,950	22,520	10,140		
5.3 12 New Deal for Disabled People (NDDP)	8,836	2,430	1,683	:	:	:	:	:	:	2	
Mixed 33 Supported employment (including Remploy)											
Total category 5 - Integration of the disabled	145,924	:	:	:	:	:	:	:	:	:	
6 - Direct job creation	6,380	38,220	8,640	6,380	38,220	8,640	1,670	12,340	2,430		
6.2 1 [Component] New Deal for 18-24 - Voluntary sector & Environment Task Force options											
Total category 6 - Direct job creation	6,380	38,220	8,640	6,380	38,220	8,640	1,670	12,340	2,430		
7 - Start-up incentives	n.r.	3,492	:	n.r.	:	:	n.r.	:	:	:	
7 36 Youth enterprise initiative (YEI)											
Total category 7 - Start-up incentives	-	3,492	:	-	:	:	-	:	:	:	
8 - Out-of-work income maintenance and support	841,401	2,458,030	2,476,825	246,723	964,995	935,865	217,790	715,660	713,350		
8.1 3 Jobseeker's allowance (JSA): payments											
Total category 8 - Out-of-work income maintenance and support	841,401	2,458,030	2,476,825	246,723	964,995	935,865	217,790	715,660	713,350		
9 - Early retirement											
9											
Total category 9 - Early retirement	-	-	-	-	-	-	-	-	-	-	

Notes

- 1 Stock at 1 October 2004. Entrants between 1 November 2003 and 31 October 2004.
- 2 Stock: end-year figure. Entrants: total beneficiaries (new starts plus end-year stock).


C.3.22 LMP participants by intervention and by type of action: България (Bălgarija), 2004

	Category, measure number and name	Men and women										Number of participants		
		Total					Under 25s					Women		
		Men		Women		Total	Men		Women		Total	Women		Notes
		Stock	Exits	Stock	Exits		Stock	Exits	Stock	Exits		Entrants	Exits	
1 - Labour market services														
1.1	2													
Individual case-management														
Total category 1 - Labour market services														
2 - Training														
2.1	8													
"Vocational training and social inclusion of school dropouts" Project														
9														
Social Inclusion of Young People Leaving Residential care														
10														
"Back to work" Project														
11														
"Literacy, qualification and employment" Pilot programme for foreigners having gained refugee status or humanitarian status														
12														
Regional programmes for literacy, vocational training and employment in public benefit activities (Article 31 of the EPA)														
13														
"New professional qualifications in the sphere of information technologies and computer networks" Project														
42														
[Component] "Welfare to work" national programme -														
43														
[Component] "Employment for teachers in the training of disabled children" Programme -														
44														
[Component] "Beautiful Bulgaria" Project -														
47														
[Component] Reintegration of Ex-convicts -														
49														
[Component] Provision of incentives to employers to hire unemployed benefits recipients at part-time working arrangements (Article 43 of EPA) -														
5														
Organization of vocational training courses by the EA (Art. 63 of EPA)														
6														
Employment protection and maintenance (Art. 57, Paragraphs 2 and 3 of the EPA)														
7														
"Computer training for young people" National Programme														
2.4	14													
Provision of incentives to employers to open jobs for internships of unemployed people under 29 (Article 41 of EPA)														
15														
Provision of incentives to employers to open jobs for the acquisition of qualifications through internships (Article 46 of the EPA)														
16														
"Crafts training under the dual system" Pilot Project (2004)														
Total category 2 - Training														

C.3.22 LMP participants by intervention and by type of action: България (Balgarija), 2004

	Category, measure number and name	Number of participants														
		Men and women						Women								
		Total		Under 25s		Total		Total		Total		Notes				
		Stock	Entrants	Exits	Stock	Entrants	Exits	Stock	Entrants	Exits	Stock	Entrants	Exits			
3 - Job rotation and job sharing																
3.1 17	Provision of incentives to employers to hire unemployed people to fill in for employees attending training courses (Art. 45 of the EPA)	-	-	-												
Total category 3 - Job rotation and job sharing		-	-	-												
4 - Employment incentives																
4 48	[Component] Encouraging the territorial mobility of the unemployed people (Article 42, paragraph 2 of EPA) -		619													
4.1 18	Provision of incentives to employers to hire unemployed people under 29 (Article 36 of EPA)	3,130	5,395	4,780	1,871*	3,225	2,617	1,715*	2,955	2,537						
19	Provision of incentives to employers to hire long-term unemployed (Article 37 of EPA)	1,270	1,913	1,823	50*	76	61	827*	1,245	1,160						
20	Encouraging employer micro-enterprises to open new jobs through the subsidizing of the first 5 opened jobs (Article 50 of the EPA)	527	906	674	48*	83	59	289*	498	343						
21	Provision of incentives to employers to hire unemployed people as part-timers (Article 51 of the EPA)	2,192	3,603	2,983	180*	295	250	1,297*	2,131	1,775						
22	Provision of incentives to employers to create jobs for unemployed people, who are single parents of children up to 3 years of age.	591	921	718	180*	281	204	591	921	718						
23	Provision of incentives to employers to hire unemployed women over the age of 50 and unemployed men over the age of 55 (Art. 55a of the EPA)	136	234	71	-	-	-	87*	150	26						
24	"Support in retirement" national programme	1,947	2,558	462	-	-	-	1,460*	1,933	362						
45	[Component] National agricultural producers programme -	n.r.	78	n.r.	n.r.		n.r.	n.r.		n.r.						
47	[Component] Reintegration of Ex-convicts -	n.r.	26		n.r.			n.r.								
49	[Component] Provision of incentives to employers to hire unemployment benefits recipients at part-time working arrangements (Article 43 of EPA) -	n.s.	11	n.s.	n.s.			n.s.								
50	[Component] Entrepreneurship promotion (Art. 47, 48, 49 of the EPA) -	n.r.	8	n.s.	n.r.		n.s.	n.r.		n.s.						
4.2 25	Employment protection and maintenance (Art. 57, Paragraph 1 of the EPA)		156													
Total category 4 - Employment incentives			16,428													

C.3.22 LMP participants by intervention and by type of action: България (Bǎlgarija), 2004

 Category, measure number and name		Number of participants																			
		Men and women					Women														
		Total		Under 25s			Total		Total												
		Stock	Entrants	Exits	Stock	Entrants	Exits	Stock	Entrants	Exits	Notes										
5 - Integration of the disabled																					
5	26	n.r.	258	258	n.r.	:	:	:	n.r.	:	:	:	:	:	:	:	:	:	:	:	:
"Entrepreneurship promotion amongst people with reduced capacity" Programme																					
5.1	27	1,717	3,238	2,327	58*	110	62	921*	1,736	1,179											
Provision of incentives to employers to create jobs for unemployed people with permanently reduced capacity to work (Art. 52 of the EPA)																					
46		-	-	-	:	:	:	:	:	:											
[Component] National programme for disabled people's training and employment -																					
5.2	46	:	330	330	:	:	:	:	:	:											
[Component] National programme for disabled people's training and employment -																					
5.3	46	:	36	36	:	:	:	:	:	:											
[Component] National programme for disabled people's training and employment -																					
Total category 5 - Integration of the disabled		:	3,862	2,951	:	:	:	:	:	:	:	:	:	:	:	:	:	:	:	:	:
6 - Direct job creation																					
6.2	28	672	564	:	:	:	:	:	:	:											
"Employment for young people with university degree in public administration" programme																					
29		324	375	156	39*	45	24	183*	212	84											
"Employment in support of the Bulgarian theatre" National programme																					
30		488	1,172	:	:	:	:	:	:	:											
"Crop protection" National programme																					
42		84,674	138,371	132,234	7,309	13,362	12,770	42,629	67,848	64,291											
[Component] "Welfare to work" national programme -																					
43		57*	82	:	:	:	:	:	:	:											
[Component] "Employment for teachers in the training of disabled children" Programme -																					
44		466	28	:	:	:	:	:	:	:											
[Component] "Beautiful Bulgaria" Project -																					
Total category 6 - Direct job creation		86,680*	140,592	:	:	:	:	:	:	:	:	:	:	:	:	:	:	:	:	:	:

C.3.22 LMP participants by intervention and by type of action: България (Bǎlgarija), 2004

	Category, measure number and name	Number of participants										
		Men and women					Women					
		Total		Under 25s			Total			Notes		
		Stock	Entrants	Exits	Stock	Entrants	Exits	Stock	Entrants	Exits	Notes	
7 - Start-up incentives												
7 31	"Employment through business support" Project (JOBS)	1,614	19,371	:	282	3,384	:	354	4,248	:		
7 32	Vocational training to individuals having received a credit under the "Microcredit guarantee fund" Project (Art. 48 of the EPA)	:	2	2	:	:	:	:	:	:		
7 33	Encouraging entrepreneurship among agricultural producers (Article 49a of the EPA)	:	646	:	:	:	:	:	:	:		
7 34	Programme for encouraging employment and vocational training in the apiculture	:	568	541	:	:	:	:	:	:		
7 35	"Provision of entrepreneurship incentives for women in the sphere of childcare services" Project	:	154	154	:	:	:	:	154	154		
7 45	[Component] National agricultural producers programme -	:	214	n.r.	:	:	:	:	:	:		n.r.
7 50	[Component] Entrepreneurship promotion (Art. 47, 48, 49 of the EPA) -	n.s.	46	n.r.	n.s.	:	:	n.s.	:	:		n.r.
	Total category 7 - Start-up incentives	:	21,001	:	:	:	:	:	:	:		:
8 - Out-of-work income maintenance and support												
8.1 37	Unemployment benefits	87,294	154,846	158,570	2,876	9,278	8,118	48,547	88,960	87,105		
8.3 38	Part-time unemployment benefits (Article 54b of Social Insurance Code)	186	573	606	5	28	26	145	430	478		
8.4 36	Redundancy compensation (Decree 141 of the Council of Ministers)	n.r.	9	n.r.	n.r.	:	n.r.	n.r.	:	n.r.		n.r.
	Total category 8 - Out-of-work income maintenance and support	87,480	155,428	159,176	2,881	9,306	8,144	48,692	89,390	87,583		
9 - Early retirement												
9		-	-	-	-	-	-	-	-	-		-
	Total category 9 - Early retirement	-	-	-	-	-	-	-	-	-		-

Notes

C.3.23 LMP participants by intervention and by type of action: România , 2003

	Category, measure number and name	Number of participants												
		Men and women						Women						
		Total			Under 25s			Total		Total				
		Stock	Entrants	Exits	Stock	Entrants	Exits	Stock	Entrants	Exits	Stock	Entrants	Exits	Notes
1 - Labour market services														
1.1	3	Information and counselling services provided by ANOFM to employees at risk of losing their job	n.r.	63,035	n.r.	n.r.	5,242	n.r.	n.r.	n.r.	n.r.	24,390	n.r.	
6		Labour mediation	702,452	1,360,368	1,461,289	130,119	283,703	303,477	289,399	564,205	618,587			
		Total category 1 - Labour market services	702,452	1,423,403	1,461,289	130,119	288,945	303,477	289,399	588,595	618,587			
2 - Training														
2	17	Subsidies for training	-	-	-	-	-	-	-	-	-	-	-	1
2.1	4	Training services prior to dismissal	-	-	-	-	-	-	-	-	-	-	-	1
7		Training for registered unemployed	5,458	23,004	19,941	2,004	7,802	6,423	2,820	12,295	10,422			
		Total category 2 - Training	5,458	23,004	19,941	2,004	7,802	6,423	2,820	12,295	10,422			
3 - Job rotation and job sharing														
3			-	-	-	-	-	-	-	-	-	-	-	
		Total category 3 - Job rotation and job sharing	-	-	-	-	-	-	-	-	-	-	-	
4 - Employment incentives														
4.1	9	Credits for unemployed entrepreneurs aimed at creating new jobs for other unemployed persons	n.r.	75	n.r.	n.r.	7	n.r.	n.r.	n.r.	n.r.	34	n.r.	
10		Credits for entrepreneurs aimed at creating new jobs for unemployed persons	n.r.	9,054	n.r.	n.r.	2,249	n.r.	n.r.	n.r.	n.r.	3,678	n.r.	
11		Income top-up for unemployed persons finding work before the expiry of the unemployment benefit period	38,929	102,902	74,828	1,913	10,232	8,676	12,644	34,512	27,024			
12		Installation allowance	n.r.	2,874	n.r.	n.r.	479	n.r.	n.r.	n.r.	n.r.	448	n.r.	
13		Relocation allowance	n.r.	1,341	n.r.	n.r.	373	n.r.	n.r.	n.r.	n.r.	664	n.r.	
14		Subsidies for graduate recruitment	13,262	17,366	n.r.	11,071	14,996	n.r.	7,389	9,423	n.r.			
15		Subsidies for creating jobs for graduates from the medical sector	1,297	1,657	n.r.	128	253	n.r.	863	1,077	n.r.			
18		Subsidies for employers taking on registered unemployed	14,814	20,574	-	534	608	-	5,605	7,747	-			
21		Incentives for employers taking on registered unemployed	185	-	-	19	-	-	36	-	-			
26		Other measures for young people with difficulties and at risk of professional exclusion	-	-	-	-	-	-	-	-	-	-	-	2
		Total category 4 - Employment incentives	68,487	155,843	74,828	13,665	29,197	8,676	26,537	57,583	27,024			
5 - Integration of the disabled														
5.1	16	Subsidies for creating jobs for disabled graduates	32	35	n.r.	31	31	n.r.	15	16	n.r.			
19		Subsidies for the recruitment of disabled persons	210	288	n.r.	82	98	n.r.	82	103	n.r.			
		Total category 5 - Integration of the disabled	242	323	-	113	129	-	97	119	-			


C.3.23 LMP participants by intervention and by type of action: România , 2003

Category, measure number and name		Number of participants																		
		Men and women					Women													
		Total		Under 25s			Total		Total											
		Stock	Entrants	Exits	Stock	Entrants	Exits	Stock	Entrants	Exits	Notes									
6 - Direct job creation																				
6 25	Solidarity contracts for young people with difficulties and at risk of professional exclusion	618	1,849	-	607	1,849	-	232	660	-										
6.2 20	Temporary employment	19,689	73,325	68,158	3,762	10,951	10,135	6,119	19,019	18,319										
	Total category 6 - Direct job creation	20,307	75,174	68,158	4,369	12,800	10,135	6,351	19,679	18,319										
7 - Start-up incentives																				
7 8	Counselling for business start-up	n.r.	4,006	n.r.	n.r.	752	n.r.	n.r.	1,372	n.r.										
24	Support for business start-up by students	-	-	-	-	-	-	-	-	-										2
	Total category 7 - Start-up incentives	-	4,006	-	-	752	-	-	1,372	-										
8 - Out-of-work income maintenance and support																				
8.1 1	[Component] Unemployment indemnity - support allowance, integration allowance	34,889	9,654	130,947	7,691	3,460	26,051	15,845	3,158	56,125										
1	[Component] Unemployment indemnity - unemployment benefit	1,806	2,128	8,008	353	750	1,488	588	768	3,330										
2	[Component] Unemployment indemnity 2 - indemnity (50%)	33,598	84,523	65,745	31,132	77,951	60,295	15,024	37,971	29,057										
2	[Component] Unemployment indemnity 2 - indemnity (75%)	231,506	381,046	309,922	16,908	32,661	27,975	101,681	160,251	128,231										
8.4 23	Compensation in case of restructuring of state owned companies and collective lay offs	8,101	9,882	-	273	1,128	-	2,968	4,102	-										
Mixed 22	Support in case of restructuring in the defence sector or state owned companies	24,424	50,150	9,803	657	1,939	582	9,225	17,824	4,353										
8.A 33	Adjustment for double-counting, category 8	-20,655	-	-	-562	-	-	-8,096	-	-										
	Total category 8 - Out-of-work income maintenance and support	313,669	537,383	524,425	56,452	117,889	116,391	137,235	224,074	221,096										
9 - Early retirement																				
9	Total category 9 - Early retirement	-	-	-	-	-	-	-	-	-										

Notes

- 1 No participants in 2003.
- 2 Measure not applied in 2003.

C.3.24 LMP participants by intervention and by type of action: Norway, 2004

 Category, measure number and name		Number of participants											
		Men and women						Women					
		Total			Under 25s			Total			Total		
		Stock	Entrants	Exits	Stock	Entrants	Exits	Stock	Entrants	Exits	Stock	Entrants	Exits
1 - Labour market services		:	:	:	:	:	:	:	:	:	:	:	
1.1	26	[Component] Services of the Public Employment Service (Aetat) - Guidance/service for occupationally disabled persons	:	:	:	:	:	:	:	:	:	:	
26		[Component] Services of the Public Employment Service (Aetat) - Guidance/service for unemployed, partially unemployed and regular labour market measures	:	:	:	:	:	:	:	:	:	:	
4		Job clubs	339	4,841	4,314	58	894	809	162	2,333	2,076		
Total category 1 - Labour market services		:	:	:	:	:	:	:	:	:	:	:	
2 - Training		6,698	35,794	37,109	1,223	6,534	6,563	3,371	15,697	16,253			
2.1	7	Labour Market Training (AMO)	5,787	17,201	17,124	3,210	9,039	9,027	2,939	8,523	8,496		
2.2	8	Work experience in ordinary enterprises	n.s.	n.s.	n.s.	n.s.	n.s.	n.s.	n.s.	n.s.	n.s.		
	9	In-house training (BIO)	12,485	52,995	54,233	4,433	15,573	15,590	6,310	24,220	24,749		
Total category 2 - Training		17	n.s.	n.s.	1	n.s.	n.s.	n.s.	12	n.s.	n.s.		
3 - Job rotation and job sharing		17	-	-	1	-	-	-	12	-	-		
3.1	12	Temporary substitute places											
Total category 3 - Job rotation and job sharing													
4 - Employment incentives		2,913	8,439	9,081	553	1,572	1,650	929	2,585	2,834			
4.1	5	Mobility promoting grants	n.s.	n.s.	n.s.	n.s.	n.s.	n.s.	n.s.	n.s.	n.s.		
	6	Wage subsidies to employers	2,913	8,439	9,081	553	1,572	1,650	929	2,585	2,834		
Total category 4 - Employment incentives		2,913	8,439	9,081	553	1,572	1,650	929	2,585	2,834			

C.3.24 LMP participants by intervention and by type of action: Norway, 2004

	Category, measure number and name	Number of participants														
		Men and women						Women								
		Total			Under 25s			Total			Total					
		Stock	Entrants	Exits	Stock	Entrants	Exits	Stock	Entrants	Exits	Stock	Entrants	Exits			
5 - Integration of the disabled																
5.1	13	In-house rehabilitation (BIA)	n.s.	n.s.	n.s.	n.s.	n.s.	n.s.	n.s.	n.s.	n.s.	n.s.	n.s.	n.s.	n.s.	1
14		Temporary employment measures for the occupationally disabled	404	556	733	63	100	105	162	212	301	1,337	1,587	1,373	3,427	5,111
18		Integration subsidies	n.s.	n.s.	48	n.s.	n.s.	n.s.	n.s.	n.s.	n.s.	n.s.	n.s.	n.s.	n.s.	2
19		Supported employment (AB)	2,992	3,668	3,243	654	752	598	1,337	1,587	1,373	1,337	1,587	1,373	3,427	5,111
21		Work experience - Practice in regular places of work for the occupationally disabled	5,677	11,175	9,166	562	1,071	787	3,427	6,312	5,111	662	4,226	4,131	1,029	1,950
23		Sheltered workshops (AMB phase 1)	1,420	9,023	8,964	161	944	944	508	1,088	1,029	471	1,850*	1,950		
28		Wage subsidies for the occupationally disabled	1,569	3,425	3,324	142	322	269	662	4,226	4,131	94	40	49		
30		Work experience in ordinary enterprises for the occupationally disabled	1,176	4,618	4,321	474	1,861*	1,202	779	3,703	3,471	779	3,703	3,471		
31		Flexijob	270	120	128	12	7	4	1,514	3,163	2,857	784	661	875		
35		Labour Market Training for occupationally disabled (AMO)	1,580	7,812	7,250	169	831	707	2,829	3,089	2,729	15,540	17,002	15,726		
5.2	15	Work experience in sheltered enterprises	3,296	6,874	6,382	654	1,234	1,153	2,829	3,089	2,729	6,033	10,517*	8,790	39,844*	36,873
24		Sheltered workshops (AMB phase 2)	2,216	2,013	2,562	313	306	292	14	23	29	34	69	74		
5.3	22	Education in regular schools	27,889	32,874	31,067	2,829	3,089	2,729	14	23	29	34	69	74		
		Total category 5 - Integration of the disabled	48,489	82,158	77,188	6,033	10,517*	8,790	25,278	39,844*	36,873					
6 - Direct job creation																
6.2	11	Temporary public employment (KAJA)	78	169	181	14	23	29	34	69	74					
		Total category 6 - Direct job creation	78	169	181	14	23	29	34	69	74					
7 - Start-up incentives																
7	25	Start your own business	262	958	735	5	21	15	91	347	268					
		Total category 7 - Start-up incentives	262	958	735	5	21	15	91	347	268					
8 - Out-of-work income maintenance and support																
8.1	27	Payments for occupational rehabilitation between measures	22,903	54,837*	51,146*	1,723	4,125*	3,848*	11,792	28,234*	26,333*					
29		Waiting benefit	1,227	1,035	143	1	3	1	500	427	75					
Mixed	1	Unemployment benefits	90,015	115,090	76,593	11,666	22,067	14,002	41,268	50,601	28,815					
		Total category 8 - Out-of-work income maintenance and support	114,145	170,962*	127,882*	13,390	26,195*	17,851*	53,560	79,262*	55,223*					
9 - Early retirement																
9		Total category 9 - Early retirement	-	-	-	-	-	-	-	-	-					

Notes

1 Measure ended in 2002, only residual expenditure/participants.

2 Measure ended in 2003.

D INVENTORY OF LMP INTERVENTIONS

D.1 INVENTORY OF LMP INTERVENTIONS: Belgique/België, 2004

Category	Measure	Name (English)	Name (National language)	
----------	---------	----------------	--------------------------	---

1 - Labour market services

1	1	Public employment services (Fed, RF, RW, RBC, CG)	Services publics de l'emploi (Féd, RF, RW, RBC, CG)
1.1.1	50	Partnership for childcare for jobseekers (RBC)	Partenariat pour l'accueil des enfants des demandeurs d'emploi (RBC)
1.1.1	58	Crèches facilities (RW)	Maison des enfants (RW)
1.1.2	12	Vocational integration (RW)	Insertion socio-professionnelle (RW)
1.1.2	30	Regional employment missions (RW)	Missions régionales pour l'emploi (RW)
1.1.2	46	Insertion plan for young people (RW)	Plan jeunes + (RW)
1.1.2	54	Pathway to work (RF)	Trajectwerking (RF)
1.1.2	60	Restructuring support programme (retraining units) (RW)	Plan d'accompagnement des reconversions (Cellules de reconversion) (RW)
1.1.2	65	Re-employment fund (RF)	Herplaatsingsfonds / Fonds de remplacement (RF)
1.1.2	68	Vocational integration (RBC)	Insertion socio-professionnelle (RBC)
1.1.2	77	Vocational guidance (RW)	Accompagnement (RW)
1.1.2	78	Vocational project contract (RBC)	Contrat de projet professionnel (CPP) (RBC)

2 - Training

2.1	3	Encouraging the unemployed to resume studying (Fed)	Encouragement de chômeurs à reprendre des études (Féd)
2.1	40	Vocational training (RF)	Formation professionnelle (RF)
2.1	41	Vocational training (RW)	Formation professionnelle (RW)
2.1	42	Vocational training (RBC)	Formation professionnelle (RBC)
2.1	43	Vocational training (Fed)	Formation professionnelle (Féd)
2.1	44	Vocational training (CG)	Formation professionnelle (CG)
2.1	64	Language training cheques (RBC)	Chèque langues (RBC)
2.1	75	Driving licences grants (RW)	Chèques permis de conduire (RW)
2.2	7	Support for the creation, extension and restructuring of enterprises (RW)	Aides à la création, extension, reconversion d'entreprises (RW)
2.2	13	Training and integration contract (RW)	Plan Formation Insertion (RW)
2.2	29	Tutorial (RBC)	Tutorat (RBC)
2.2	67	Support for the creation, extension and restructuring of enterprises (RBC)	Aides à la création, extension, reconversion d'entreprises (RBC)
2.3	76	Language immersion grants (RW)	Immersion linguistique (RW)
2.4	8	Alternance training (Fed)	Formation en alternance (Féd)
2.4	10	Alternance training (RW)	Formation en alternance (RW)

3 - Job rotation and job sharing


4 - Employment incentives

4	39	Part-time workers receiving income guarantee allowance (Fed)	Travailleurs à temps partiel avec allocation de garantie de revenus (Féd)
4.1	22	Plan +1, +2, +3 (Fed)	Plan +1, +2, +3 (Féd)
4.1	26	Relocation allowances for the unemployed (RBC)	Interventions dans les frais de réinstallation des chômeurs (RBC)
4.1	28	Transition-to-work subsidy (RBC)	Prime de transition professionnelle (RBC)
4.1	61	Activa (Fed)	Activa (Féd)
4.1.1	56	Wage-subsidies for integration enterprises (RBC)	Subvention salariale à l'entreprise d'insertion (RBC)
4.1.1	73	Insertion enterprises (RF)	Invoegbedrijven- en afdelingen (RF)
4.1.2	17	Recruitment of unemployed persons in the context of economic expansion (RW)	Recrutement de chômeurs engagés pour des projets d'expansion économique (RW)
4.1.2	70	Recruitment of unemployed persons in the context of economic expansion (RBC)	Recrutement de chômeurs engagés pour des projets d'expansion économique (RBC)


5 - Integration of the disabled

5	36	Work and rehabilitation for disabled persons (RF, RW, RBC)	Travail et réadaptation des handicapés (RF, RW, RBC,CG)
---	----	--	---


D.1 INVENTORY OF LMP INTERVENTIONS: Belgique/België, 2004

Category	Measure	Name (English)	Name (National language)	
6 - Direct job creation				
6	66	Social workshops (RF)	Ateliers sociaux (RF)	
6.1	14	Third working circuit (RW, RBC)	Troisième circuit de travail (RW, RF)	
6.1	18	Subsidised contractors (Fed, RF, RW, RBC, CG)	Agents contractuels subventionnés (Fed, RF, RW, RBC,CG)	
6.1	19	Promoting employment in the non-market sector - FBI (Fed, RW, RBC, CG)	Promotion de l'emploi dans le secteur non marchand - FBI (Fed)	
6.1	63	Support for the promotion of employment (APE) - Market and non-market sectors (RW)	Aides à la Promotion de l'Emploi - A.P.E. - Secteurs marchand et non marchand (RW)	
6.2	21	Local employment agencies (Fed)	Agences locales d'emploi (Féd)	
6.2	27	Transition-to-work scheme (RF)	Programme de transition professionnelle (RF)	
6.2	52	First job agreement in projects of public interest (RBC)	Convention de premier emploi dans des projets globaux de société (RBC)	
6.2	71	Transition-to-work scheme (RBC)	Programme de transition professionnelle (RBC)	
6.2	72	Transition-to-work scheme (RW)	Programme de transition professionnelle (RW)	
7 - Start-up incentives				
7	34	Loans for unemployed persons (Fed)	Prêt chômeur (Féd)	
7	45	Support for the creation and management of enterprises (RBC)	Développement de l'emploi par l'économie (RBC)	
8 - Out-of-work income maintenance and support				
8.1.1,8.2,8.5	37	Unemployment benefit (Fed)	Indemnisation du chômage (Féd)	
9 - Early retirement				
9.1.1	38	Early retirement by collective agreement (Fed)	Prépension conventionnelle (Féd)	
Count of measures		51		


D.2 INVENTORY OF LMP INTERVENTIONS: Česká republika, 2004

Category	Measure	Name (English)	Name (National language)	
1 - Labour market services				
1.1	1	Employment brokerage	Zprostředkování zaměstnání	
1.1	6	Vocational rehabilitation of persons with working limitations.	Pracovní rehabilitace občanů se změněnou pracovní schopností (ZPS)	
1.2	14	Other services and overheads of the PES	Další služby trhu práce a náklady PZ	
2 - Training				
2	2	Retraining of the registered unemployed	Rekvalifikace uchazeče o zaměstnání	
3 - Job rotation and job sharing				
4 - Employment incentives				
4.1	7	PBWP - publicly beneficial working places	SÚMP - společensky účelná pracovní místa	
4.1	19	Allowance for on-the-job training	Příspěvek na zapracování	
4.1.2	9	Providing the working experience to graduates or obtaining the qualification by youngsters	Zabezpečení praxe absolventů nebo získání kvalifikace mladistvých	
4.2	4	Contribution to employer for partial coverage of employees wages due to conversion to the new	Příspěvek zaměstnavateli k částečné úhradě náhrady mzdy při přechodu na nový podnikatelský program	
4.2	18	Allowance for transporting employees	Příspěvek na dopravu zaměstnanců	
5 - Integration of the disabled				
5.1	12	Contribution to registered unemployed with working limitations for working equipment when starting self-employment	Příspěvek na vybavení pracovními prostředky uchazeči o zaměstnání se ZPS na SVČ	
5.1	16	Contribution to the employer whose more than 50% of employees are disabled persons	Příspěvek zaměstnavateli zaměstnávajícímu z celkového počtu svých zaměstnanců více než 50% zaměstnanců se změněnou pracovní schopností	
5.2	5	Contribution to employers for establishing and running sheltered workshops and working places	Příspěvek zaměstnavatelům na zřizování a provoz chráněných dílen a pracovišť	
6 - Direct job creation				
6.2	8	PBW - publicly beneficial works	VPP - veřejně prospěšné práce	
7 - Start-up incentives				
7	13	SE PBWP - Self employment - publicly beneficial working places	SVC SÚPM - samostatná výdělečná činnost - společensky účelné pracovní místo	
7	17	Bridging allowance	Překlenovací příspěvek	
8 - Out-of-work income maintenance and support				
8.1.1	3	Unemployment benefit for registered unemployed	Hmotné zabezpečení uchazečů o zaměstnání	
8.5	10	Protection of employees due to insolvency of the employer	Ochrana zaměstnanců při platební neschopnosti zaměstnavatele	
9 - Early retirement				
Count of measures		17		

D.3 INVENTORY OF LMP INTERVENTIONS: Danmark, 2004

Category	Measure	Name (English)	Name (National language)	
1 - Labour market services				
1	5	Public employment service	Arbejdsformidlingen	
1.1	17	Short guidance and skills qualification programs	Vejlednings- og introduktionsforløb	
2 - Training				
2.1	8	Education and training	Uddannelsesaktivering	
2.1	9	Specially arranged activation	Særligt tilrettelagte aktiverende forløb	
2.1	33	Education of immigrants	Integrationsuddannelse	
2.4	31	Adult apprenticeship support	Støtte til voksenlærlinge	
3 - Job rotation and job sharing				
4 - Employment incentives				
4.1.1	26	Servicejobs	Servicejob	
4.1.2	6	Wage subsidies	Ansættelse med løntilskud	
4.1.2	7	Practical work training in enterprises	Virksomhedspraktik	
5 - Integration of the disabled				
5.1	30	Support of disabled	Støtte til handicappede	
5.2	21	Flex jobs, including flex jobs for self-employed	Flexjob	
5.2	22	Wage subsidies for persons, who receive early retirement pension (formerly known as light jobs)	Skånejob	
5.3	20	Rehabilitation	Revalidering	
5.3	28	Pre-rehabilitation	Forrevalidering	
6 - Direct job creation				
6.2	10	Voluntary unpaid activities	Frivillige ulønnede aktiviteter	
7 - Start-up incentives				
8 - Out-of-work income maintenance and support				
8.1.1,8.2, 8.3	1	Unemployment Insurance	Ledige med arbejdsløshedsdagpenge	
8.1.2	2	Social assistance (unemployment)	Kontanthjælp til ledige	
8.1.2	29	Unemployment allowance	Ledighedsydelse	
8.5	25	Wage earners guarantee fund	Lønmodtagernes garantifond	
9 - Early retirement				
9.2	3	Transitional allowance	Overgangsydelse	
9.2	24	Early retirement pay, from unemployment	Efterløn fra ledighed	
9.2	32	Flex allowance	Fleksydelse	
Count of measures		22		


D.4 INVENTORY OF LMP INTERVENTIONS: Deutschland, 2004

Category	Measure	Name (English)	Name (National language)	
1 - Labour market services				
1.1.1	66	Intensive vocational guidance	Vertiefte Berufsorientierung	
1.1.1,1.1.2,	63	Administrative expenditure of the federal agency for work (Bundesagentur für Arbeit)	Verwaltungsausgaben der Bundesagentur für Arbeit	
1.2.1,1.2.2,				
1.2.3				
1.1.1,1.1.2,	62	Job market services (Länder)	Arbeitsmarktdienstleistungen (Maßnahmen der Bundesländer)	
1.2.3				
1.1.2	35	Counselling and placement assistance	Unterstützung der Beratung und Vermittlung	
1.1.2	43	Placement voucher	Vermittlungsgutschein	
1.1.2	47	Placement by third parties by order of PES	Beauftragung Dritter mit der Vermittlung	
1.1.2	64	Assessment of chances (Profiling)	Chanceneinschätzung (Profiling)	
1.1.2	65	Specialised integration services	Integrationsfachdienste	
1.1.2	67	Integration agreement	Eingliederungsvereinbarung	
1.1.2	69	Socio-pedagogical services for preparatory training	Sozialpädagogische Begleitung bei Berufsvorbereitung	
2 - Training				
2	54	Training measures, promotion of pupils of vocational training centres (Länder)	Ausbildungsmaßnahmen, Förderung von Berufsschülern (Maßnahmen der Bundesländer)	
2	55	Further vocational training/retraining and qualification (Länder)	Berufliche Weiterbildung (Fortbildung, Umschulung) sowie Qualifizierung (Maßnahmen der Bundesländer)	
2.1	6	Measures to improve prospects of integration - training measures	Maßnahmen zur Verbesserung der Eingliederungsaussichten (Trainingsmaßnahmen, Eignungsfeststellung)	
2.1	11	Support for vocational preparation training measures for young people	Förderung berufsvorbereitender Bildungsmaßnahmen für Jugendliche	
2.1	12	Support for further vocational training	Förderung der beruflichen Weiterbildung	
2.1	20	Subsidies towards measures included in social plans	Zuschüsse zu Sozialplanmaßnahmen	
2.1	26	Language tuition for new resettlers, persons having right of asylum and quota refugees	Deutsch-Sprachlehrgänge für Spätaussiedler, Asylberechtigte und Kontingentflüchtlinge	
2.1	27	Independent measures	Freie Förderung = Maßnahmearten frei wählbar	
2.1	31	ESF Federal programme	ESF-Bundesprogramm	
2.1	44	Income subsidies for people in further vocational training	Arbeitsentgeltzuschuss bei Weiterbildung	
2.1	53	Integration measures	Eingliederungsmaßnahmen	
2.1	70	Transfer measures	Transfermaßnahmen	
2.4	19	Support for vocational training for those with learning difficulties/social disadvantage	Förderung der Berufsausbildung von lernbeeinträchtigten oder sozial benachteiligten Auszubildenden	
2.4	34	Vocational training allowance	Berufsausbildungsbeihilfe	
2.4	71	First integration qualification for young people	Einstiegsqualifizierung für Jugendliche	
3 - Job rotation and job sharing				
3	56	Job rotation and job sharing (Länder)	Arbeitsplatztausch und Job-Sharing (Maßnahmen der Bundesländer)	
3.1	46	Job Rotation - Employment-training rotation programme	Job Rotation - Einstellungszuschuss bei Vertretung	
4 - Employment incentives				
4.1	7	Mobility allowances	Mobilitätshilfen (Förderung der Arbeitsaufnahme)	
4.1	52	Wage protection for older employees	Entgeltsicherung für ältere Arbeitnehmer	
4.1	57	Recruitment incentives (Länder)	Beschäftigungsanreize (Maßnahmen der Bundesländer)	
4.1.1	16	Recruitment subsidy for new businesses	Einstellungszuschuss für Arbeitslose bei Neugründungen	
4.1.1	18	Integration subsidies	Eingliederungszuschüsse	
4.1.1	45	Subsidies for people with low income - model of Mainz	Zuschuss für Geringverdienende - Mainzer Modell	
4.1.2	8	Employee allowance	Arbeitnehmerhilfe	
4.1.2	48	Personnel Service Agencies	Personal-Service-Agenturen	


D.4 INVENTORY OF LMP INTERVENTIONS: Deutschland, 2004

Category	Measure	Name (English)	Name (National language)	
5 - Integration of the disabled				
5	58	Integration of the disabled (Länder)	Integrationsmaßnahmen für Menschen mit Behinderung (Maßnahmen der Bundesländer)	
5.1	23	Incentives for the recruitment and employment of the severely disabled	Förderleistungen zur Einstellung und Beschäftigung schwerbehinderter Menschen	
5.3	13	Promoting integration of the disabled into working life	Förderung der Teilhabe behinderter Menschen am Arbeitsleben	
6 - Direct job creation				
6	59	Direct creation of additional jobs (Länder)	Direkte Schaffung von zusätzlichen Arbeitsplätzen (Maßnahmen der Bundesländer)	
6.2	21	Support for job-creation measures (ABMs)	Förderung von Arbeitsbeschaffungsmaßnahmen (ABM)	
6.2	22	Support for structural adjustment measures	Förderung von Strukturanpassungsmaßnahmen	
6.2	42	Employment generating promotion of the infrastructure	Beschäftigung schaffende Infrastrukturförderung	
6.2	50	"Jump Plus": Special programme aimed at getting unemployed youths into work or training	Sonderprogramm zum Einstieg arbeitsloser Jugendlicher in Beschäftigung und Qualifizierung "Jump Plus"	
6.2	51	Special programme: "Work for the long-term unemployed" ("Afl")	Sonderprogramm Arbeit für Langzeitarbeitslose (Afl)	
6.2	68	Job opportunities	Arbeitsgelegenheiten	
7 - Start-up incentives				
7	9	Bridging allowance	Überbrückungsgeld	
7	49	Business start-up subsidy	Existenzgründungszuschuss	
7	60	Incentives to start up businesses (Länder)	Anreize zur Unternehmensgründung (Maßnahmen der Bundesländer)	
8 - Out-of-work income maintenance and support				
8.1.1	1	Unemployment benefit	Arbeitslosengeld	
8.1.2	3	Unemployment assistance	Arbeitslosenhilfe	
8.1.2	29	Integration assistance for new resettlers, persons having right of asylum and quota refugees	Eingliederungshilfe für Spätaussiedler, Asylberechtigte und Kontingentflüchtlinge	
8.2	14	Short-time working allowance	Kurzarbeitergeld	
8.2	15	Promotion of year-round employment in construction	Förderung der ganzjährigen Beschäftigung in der Bauwirtschaft	
8.3	2	Part-time unemployment benefit	Teilarbeitslosengeld	
8.5	4	Bankruptcy compensation payment	Insolvenzgeld	
9 - Early retirement				
9.1.2	24	Support of part-time employment for older employees	Förderung der Altersteilzeitarbeit	
Mixed measures				
1.1.2,1.2.3, 2.1,2.3,2.4, 4.1.1,6.2	38	Immediate Action Programme against youth unemployment	Sofortprogramm zum Abbau der Jugendarbeitslosigkeit	
Count of measures		57		


D.5 INVENTORY OF LMP INTERVENTIONS: Eesti, 2004

Category	Measure	Name (English)	Name (National language)	
1 - Labour market services				
1.1.1	1	Placement by public employment services	Töövahendus	
1.1.2	2	Vocational guidance	Kutsenõustamine	
2 - Training				
2.1	3	Labour market training	Tööturukoolitus	
3 - Job rotation and job sharing				
4 - Employment incentives				
4.1.1	5	Employment subsidy to employer	Toetus tööandjale	
5 - Integration of the disabled				
6 - Direct job creation				
6.2	6	Community placement	Hädaabitööd	
7 - Start-up incentives				
7	4	Employment subsidy to unemployed to start business	Toetus töötule ettevõtluse alustamiseks	
8 - Out-of-work income maintenance and support				
8.1.1,8.1.2	7	Unemployment benefits	Töötutu toetused	
8.4	9	Benefit upon collective termination of employment contracts	Hüvitis töölepingute kollektiivse ülesütlemise korral	
8.5	10	Benefits upon insolvency of employer	Hüvitised tööandja maksejõuetuse korral	
9 - Early retirement				
Count of measures		9		

D.6 INVENTORY OF LMP INTERVENTIONS: Ελλάδα (Elláda), 2004

Category	Measure	Name (English)	Name (National language)	
1 - Labour market services				
1.1.1,1.1.1	32	Individualized Approach Services (OAED)	Εξατομικευμένη Προσέγγιση (Ο.Α.Ε.Δ.)	
1.1	31	Counselling - Vocational guidance	Επαγγελματικός Προσανατολισμός και Συμβουλευτική	
1.1	62	Integrated Interventions in Favour of Women	Δράσεις για την ισότητα ευκαιριών	
2 - Training				
2.1	8	Continuous vocational training programme	Πρόγραμμα Συνεχιζόμενης Επαγγελματικής Κατάρτισης	
2.1	37	Training for unemployed seamen (Ministry of Merchant Marine)	Κατάρτιση άνεργων Ναυτικών	
2.1	64	Alternating vocational training programme within the framework of integrated interventions	Πρόγραμμα Εναλλασσόμενης Κατάρτισης στα πλαίσια των Ολοκληρωμένων Παρεμβάσεων	
2.3	6	Alternating vocational training programme	Πρόγραμμα Εναλλασσόμενης Επαγγελματικής	
2.3	33	Continuous vocational training programs for the unemployed (Ministry of Labour - KEK)	Προγράμματα Συνεχιζόμενης επαγγελματικής κατάρτισης για τους άνεργους	
2.3	70	Training on environmental protection and management	Κατάρτιση σε θέματα προστασίας και διαχείρισης περιβάλλοντος	
3 - Job rotation and job sharing				
4 - Employment incentives				
4.1	9	Programme New Jobs for the unemployed (OAED)	Νέες Θέσεις Εργασίας - Πρόγραμμα επιχορήγησης επιχειρήσεων για την απασχόληση άνεργων	
4.1	68	Stage programme in the Organising Committee of the Olympic Games - Athens 2004	Πρόγραμμα απόκτησης εργασιακής εμπειρίας άνεργων στην Οργανωτική Επιτροπή των Ολυμπιακών Αγώνων ΑΘΗΝΑ 2004	
4.1	75	Stage programme for the private sector	Πρόγραμμα Απόκτησης Εργασιακής Εμπειρίας και Απασχόλησης άνεργων σε επιχειρήσεις και φορείς του ιδιωτικού τομέα	
4.1.1	66	Programme new jobs for the unemployed aged 18-30 years old	Πρόγραμμα επιχορήγησης επιχειρήσεων για την απασχόληση άνεργων ηλικίας 18-30 ετών	
4.1.1	67	Stage programme for unemployed women 18-65 years old	Πρόγραμμα απόκτησης εργασιακής εμπειρίας και επιχορήγησης επιχειρήσεων για την απασχόληση άνεργων γυναικών ηλικίας 18-65 ετών	
4.1.2	51	Stage programme for the promotion of Employment to the Information Society	Πρόγραμμα απόκτησης εργασιακής εμπειρίας σε ειδικότητες πληροφορικής- επικοινωνιών (ηλεκτρονικής) για άνεργους πτυχιούχους ΑΕΙ -ΤΕΙ	
4.1.2	63	Programme New Jobs for the unemployed (L.A.E.K.) in 13 prefectures	Πρόγραμμα ΝΘΕ για τους άνεργους (Λ.Α.Ε.Κ.) σε 13 περιφέρειες	
4.1.2	65	Stage programme in the health and welfare sector	Πρόγραμμα απόκτησης εργασιακής εμπειρίας STAGE 2003 σε φορείς του τομέα Υγείας και Πρόνοιας	
5 - Integration of the disabled				
5.1	60	Programme for the subsidized employment of special social groups	Πρόγραμμα Επιδότησης της Απασχόλησης Ειδικών Κοινωνικών Ομάδων	
5.1	73	Programme for the subsidized employment of special social groups - ESF	Επιδότηση ΝΘΕ & ΝΕΕ Ευπαθών Κοινωνικών Ομάδων - ΕΚΤ	
5.3	1	Training programs for people with mental retardation	Κατάρτιση ατόμων με νοητική υστέρηση	
5.3	42	Combating exclusion from the labour market for specific social groups with reduced mobility etc	Καταπολεμώντας τον αποκλεισμό από την αγορά εργασίας για Ειδικές Κοινωνικές Ομάδες με περιορισμό κινητικότητα	
6 - Direct job creation				
7 - Start-up incentives				
7	10	Promotion of self-employment for new entrepreneurs and creation of new enterprises	Νέοι Ελεύθεροι Επαγγελματίες - Ενίσχυση άνεργων για αυτοαπασχόληση και σύσταση νέων επιχειρήσεων	
7	74	Subsidy Programme of New Professionals in the sectors of Culture and Environment	Πρόγραμμα επιχορήγησης Νέων Ελεύθερων Επαγγελματιών στους τομείς Πολιτισμού και Περιβάλλοντος	


D.6 INVENTORY OF LMP INTERVENTIONS: Ελλάδα (Eλλάδα), 2004

Category	Measure	Name (English)	Name (National language)	
8 - Out-of-work income maintenance and support				
8.1.1	22	Unemployment benefit	Επίδομα Ανεργίας	
8.1.2	23	Special unemployment assistance for those exceeding the unemployment benefit period	Ειδικό επίδομα μετά τη λήξη του επιδόματος ανεργίας	
8.1.2	24	Special assistance following a trimester of registered unemployment	Ειδικό επίδομα μετά από 3 μήνες εγγεγραμμένης ανεργίας	
8.1.2	27	National System of Protection from Unemployment - ESPA (Benefit for young unemployed)	Επίδομα σε νέους 20-29 ετών	
8.1.2	28	Special assistance for ex offenders	Ειδικό βοήθημα για αποφυλακισμένους	
8.1.2	29	Special assistance for former political refugees and repatriated	Ειδικό βοήθημα για πολιτικούς μετανάστες	
8.1.2	71	Assistance for long term unemployed	Επίδομα μακροχρονίως ανέργων	
8.2	58	Special seasonal assistance	Ειδικά εποχιακά βοηθήματα	
9 - Early retirement				
Mixed measures				
2.4.1.1,7	69	Integrated intervention programe	Πρόγραμμα ολοκληρωμένης παρέμβασης	
Count of measures		32		

D.7 INVENTORY OF LMP INTERVENTIONS: España, 2004

Category	Measure	Name (English)	Name (National language)	
1 - Labour market services				
1.1	28	Managing placement, vocational guidance and retraining	Gestión de la colocación, orientación y readaptación profesional	
1.1.2	48	Managing placement, vocational guidance and retraining (measure ES-28-regions)	Gestión de la colocación, orientación y readaptación profesional (regiones)	
1.2.1	56	Administration of active measures	Gastos de administración de las políticas activas	
1.2.2	57	Administration of benefits	Gastos de administración de las políticas pasivas	
2 - Training				
2.1	8	National plan for vocational training and integration (Plan FIP)	Plan Nacional de Formación e Inserción Profesional (PFIP)	
2.1	35	National plan for vocational training and integration (Plan FIP, measure ES-8-regions)	Plan Nacional de Formación e Inserción Profesional (PFIP, regiones)	
2.4	9	Scheme for workshop schools and youth training centres (ET y CO)	Programa de escuelas-taller y casas de oficio (ET y CO)	
2.4	49	Scheme for workshop schools and youth training centres (ET y CO, measure ES-9-regions)	Programa de escuelas-taller y casas de oficio (ET y CO, regiones)	
3 - Job rotation and job sharing				
3.1	17	Temporary work to replace workers during maternity leave, adoption and childcare	Contrato de interinidad para sustituir a trabajadores durante descanso por maternidad, adopción y ac	
3.1	41	Temporary work to replace maternity leavers, adoption, etc. (measure ES-17-regions)	Contrato de interinidad para sustituir a trabajadores durante descanso por maternidad, adopción etc	
4 - Employment incentives				
4.1	29	Support for domestic migration	Apoyo a las migraciones interiores	
4.1.1	11	Open ended employment contracts for the unemployed	Contratación indefinida de trabajadores desempleados	
4.1.1	12	Open ended employment contracts for persons aged over 45	Contratación indefinida >45 años	
4.1.1	15	Conversion of apprenticeship, training, replacement and substitution contracts into permanent contracts	Conversión en indefinidos de contratos de aprendizaje, prácticas y relevo	
4.1.1	36	Open ended employment contracts for the unemployed (measure ES-11-regions)	Contratación indefinida de trabajadores desempleados (regiones)	
4.1.1	37	Open ended employment contracts for persons aged over 45 (measure ES-12-regions)	Contratación indefinida >45 años (regiones)	
4.1.1	39	Conversion of apprenticeship, training and substitution contracts into permanent contracts (measure ES-15-regions)	Conversión en indefinidos de contratos de aprendizaje, prácticas y relevo (regiones)	
5 - Integration of the disabled				
5.1	13	Open ended contracts for the disabled	Contratación indefinida de minusválidos	
5.1	16	Temporary contracts for the disabled	Contratación temporal de minusválidos	
5.1	25	Integration of the disabled through self-employment	Integración Laboral del minusválido para instalarse como autónomo	
5.1	38	Open ended employment contracts for the disabled (measure ES-13-regions)	Contratación indefinida de minusválidos (regiones)	
5.1	40	Temporary contracts for the disabled (measure ES-16-regions)	Contratación temporal de minusválidos (regiones)	
5.1	46	Integration of the disabled through self-employment (measure ES-25-regions)	Integración Laboral del minusválido para instalarse como autónomo (regiones)	
5.2	3	Support for employment in special employment centres	Apoyo al Empleo en Centros Especiales de Empleo	
5.2	34	Support for employment in special employment centres (measure ES-3-regions)	Apoyo al Empleo en Centros Especiales de Empleo (regiones)	
5.3	14	Training contracts for the disabled	Contratos formativos con minusválidos	

D.7 INVENTORY OF LMP INTERVENTIONS: España, 2004

Category	Measure	Name (English)	Name (National language)	
6 - Direct job creation				
6.2	18	Collaboration between SPEE and public or private non-profit entities for contracting unemployed people	Colaboración entre el Servicio Público de Empleo Estatal y Organismos Públicos y Privados sin fines lucrativos	
6.2	19	Promotion of agricultural employment in Andalucía, Extremadura and under-developed rural areas	Fomento del empleo agrario en Andalucía, Extremadura y Zonas rurales deprimidas	
6.2	31	Employment workshops	Talleres de empleo	
6.2	42	Collaboration between SPEE and public or private non-profit entities for contracting unemployed people (measure ES-18-regions)	Colaboración entre el Servicio Público de Empleo Estatal y Organismos Públicos y Privados sin fines lucrativos (regiones)	
6.2	52	Promotion of agricultural employment in under-developed rural areas (measure ES-19-regions)	Fomento del empleo agrario en zonas rurales deprimidas (regiones)	
7 - Start-up incentives				
7	20	Capitalisation of unemployment benefits	Capitalización de las prestaciones por desempleo	
7	21	Promotion of self-employment	Promoción del empleo autónomo	
7	22	Financial aid for the integration of returning emigrants	Ayudas económicas para la integración laboral de los emigrantes retornados	
7	23	Promotion of employment in co-operatives	Promoción del empleo en cooperativas	
7	24	Promotion of local employment initiatives	Promoción de iniciativas locales de empleo	
7	43	Promotion of self-employment (measure ES-21-regions)	Promoción del empleo autónomo (regiones)	
7	44	Promotion of employment in co-operatives (measure ES-23-regions)	Promoción del empleo en cooperativas (regiones)	
7	45	Promotion of local employment initiatives (measure ES-24-regions)	Promoción de iniciativas locales de empleo (regiones)	
8 - Out-of-work income maintenance and support				
8.1.1	5	Contributory unemployment benefit	Prestación por desempleo total de nivel contributivo	
8.1.2	6	Unemployment assistance	Subsidio por desempleo de nivel asistencial	
8.1.2	7	Assistance for unemployed casual agricultural workers (Agrarian income)	Subsidio de desempleo para los Trabajadores Eventuales Agrarios (Renta agraria)	
8.1.2	32	Active jobseeker's back-to-work allowance	Renta activa de inserción laboral	
8.2	4	Partial unemployment benefits (contributory)	Prestaciones por desempleo parcial de nivel contributivo	
8.5	30	Bankruptcy compensation	Compensación por quiebra	
9 - Early retirement				
9.1.1	26	Early retirement with substitution by another worker	Jubilación anticipada mediante sustitución por otro trabajador	
9.1.1	47	Early retirement with substitution by another worker (measure ES-26-regions)	Jubilación anticipada mediante sustitución por otro trabajador (regiones)	
9.1.2	27	Replacement contracts	Contrato de relevo	
9.1.2	53	Replacement contracts (measure ES-27-regions)	Contrato de relevo (regiones)	
9.2.1	2	Early retirement allowance	Ayudas previas a la jubilación ordinaria	
9.2.1	33	Early retirement allowance (measure ES-2-regions)	Ayudas previas a la jubilación ordinaria (regiones)	
Count of measures		51		

D.8 INVENTORY OF LMP INTERVENTIONS: France, 2004

Category	Measure	Name (English)	Name (National language)
----------	---------	----------------	--------------------------



1 - Labour market services

1.1	42	National employment agency (ANPE)	Agence nationale pour l'emploi (ANPE)
1.1	43	Managerial employment agency (APEC)	Association pour l'emploi des cadres (APEC)
1.1	74	Cap Emploi (AGEFIPH)	Cap Emploi (AGEFIPH)
1.1.2	44	Local centres, permanent reception, information and advisory services (PAIO)	Mission locale, permanence d'accueil, d'information et d'orientation (PAIO)
1.1.2	45	Retraining units	Cellule de reclassement
1.1.2	53	Personalised services of ANPE	Prestations ANPE d'accompagnement
1.1.2	54	Job search workshops (ANPE)	Ateliers ANPE
1.1.2	55	Appraisal services of ANPE	Prestations ANPE d'évaluation
1.1.2	56	Support services of ANPE	Prestations ANPE d'appui
1.1.2	57	Guidance and monitoring services of AFPA	Prestations AFPA d'orientation et de suivi
1.1.2	58	Pathway to jobs (TRACE)	Trajets d'accès à l'emploi (TRACE)
1.2.2	73	Administrative costs of UNEDIC	Charges de gestion administrative de l'UNEDIC

2 - Training


2	18	Training allowance - public system	Rémunération des stagiaires (régime public)
2	63	Back-to-work support - training allowance (AREF)	Allocation d'aide au retour à l'emploi - formation (AREF)
2	64	Training support (PARE)	Aides aux formations homologuées (PARE)
2.1	10	Courses offered by the Association for Adult Vocational Training (AFPA)	Stages de l'Association pour la Formation Professionnelle des Adultes (AFPA)
2.1	11	Courses for specific groups (IRILL)	Stages catégoriels (IRILL)
2.1	13	Adult training courses organised by the regions	Stages de formation des adultes organisés par les Régions
2.1	14	Courses for admission to enterprises	Stages d'accès à l'entreprise
2.1	15	Individual training-for-employment and integration courses (SIFE)	Stage individuel d'insertion et de formation à l'emploi (SIFE)
2.1	16	Group training-for-employment and integration courses (SIFE)	Stage collectif d'insertion et de formation à l'emploi (SIFE)
2.1	70	Training agreements (PARE)	Formations conventionnées (PARE)
2.2	20	FNE conventions on training and retraining	Conventions FNE de formation ou d'adaptation
2.3	9	Courses for young job-seekers (State + regions)	Stages jeunes demandeurs d'emploi (Etat + Régions)
2.3	71	Training actions prior to recruitment (AFPE/PARE)	Actions de formation préalable à l'embauche (AFPE/PARE)
2.4	22	Exemptions and subsidies for recruitment of apprentices	Exonération et prime pour l'embauche d'apprentis

3 - Job rotation and job sharing

4 - Employment incentives

4.1	26	Employment-initiative contract (CIE)	Contrat initiative emploi (CIE)
4.1	28	Exemption from social charges for recruitment of the 1st to 50th employee in ZRR and ZRU areas	Exonération de cotisations sociales pour l'embauche du 1er au 50è salarié dans les zones ZRR et ZRU
4.1	66	Mobility support (PARE)	Aide à la mobilité géographique (PARE)
4.1.1	32	Degressive temporary allowance	Allocation temporaire dégressive
4.1.1	65	Degressive support to employer (PARE)	Aide dégressive à l'employeur (PARE)
4.1.1	67	Youth employment contract	Contrat Jeune en entreprise
4.1.2	24	Qualification contracts (alternance training)	Contrat de qualification (Formation en alternance)
4.1.2	25	Orientation contracts (alternance training)	Contrat d'orientation (Formation en alternance)
4.1.2	36	Economic integration enterprises	Entreprise d'insertion par l'économie
4.1.2	37	Intermediary associations	Association intermédiaire
4.1.2	60	Adult qualification contracts	Contrat de qualification adultes
4.1.2	61	Enterprises providing temporary work for integration purposes	Entreprise de travail temporaire d'insertion
4.1.2	76	Professionalisation contract	Contrat de professionnalisation
4.2	33	Retraining leave	Congé de conversion

D.8 INVENTORY OF LMP INTERVENTIONS: France, 2004

Category	Measure	Name (English)	Name (National language)
			
5 - Integration of the disabled			
5.1	49	Aid granted by the Association for the vocational integration of the disabled (AGEFIPH)	Aides de l'Association pour l'insertion professionnelle des handicapés (AGEFIPH)
5.2	47	Income guarantee for disabled workers (CAT)	Garantie de ressources des travailleurs handicapés
5.2	48	Sheltered workshops for the disabled	Ateliers de travail protégé pour les handicapés
6 - Direct job creation			
6.2	39	Community work contract (CES)	Contrat emploi solidarité (CES)
6.2	40	Funded-employment contract (CEC)	Contrat emploi consolidé (CEC)
6.2	46	Jobs for young people	Emplois - jeunes
7 - Start-up incentives			
7	38	Aid for the unemployed setting-up or rescuing a company	Aide aux chômeurs créateurs ou repreneurs d'entreprise
7	38bis	Consultancy cheque-book for business creation	Chèque-conseil création d'entreprise
7	59	Support for new business development	Encouragement au développement d'entreprises
8 - Out-of-work income maintenance and support			
8.1.1	1	Single degressive allowance / Back-to-work support allowance (Unemployment insurance system)	Allocation unique dégressive / Allocation d'aide au retour à l'emploi (Régime d'assurance chômage)
8.1.2	2	Integration allowance (Solidarity scheme)	Allocation d'insertion (Régime de solidarité)
8.1.2	3	Specific solidarity allowance (Solidarity scheme)	Allocation spécifique de solidarité (Régime de solidarité)
8.1.2	72	Pension equivalent allowance (Solidarity scheme)	Allocation Equivalent Retraite (Régime de solidarité)
8.2	4	Partial unemployment	Chômage partiel
9 - Early retirement			
9.1.1	8	Job-substitution allowance	Allocation de remplacement pour l'emploi
9.1.2	34	Phased early retirement	Préretraite progressive
9.2.1	6	FNE special redundancy allowance	Allocation spéciale licenciement du Fonds National de l'Emploi
9.2.1	62	Early retirement for special groups of employees (CATS)	Cessation d'activité de certains travailleurs salariés (CATS)
Count of measures		58	

D.9 INVENTORY OF LMP INTERVENTIONS: Ireland, 2004

Category	Measure	Name (English)	Name (National language)
----------	---------	----------------	--------------------------



1 - Labour market services

1.1	36	Local employment services
1.1.1	9	Job facilitation service
1.1.1	22	Counselling/guidance
1.1.2	15	Job clubs
1.1.2	55	High Supports Process
1.2.1	58	FÁS - administration of LMP programmes
1.2.3	57	FÁS - non-LMP programmes and other staff costs/overheads

2 - Training

2	45	Local Training Initiative
2.1	10	Back to education allowance (BTEA)
2.1	35	VTOS (Vocational training opportunities scheme)
2.1	38	Bridging Foundation
2.1	39	Specific Skills Training
2.1	43	Return to Work
2.2	42	Linked Work Experience
2.3	34	Youthreach
2.3	40	Traineeship
2.3	41	Community Training Centres

3 - Job rotation and job sharing

4 - Employment incentives

4.1	47	Social Economy Programme
4.1.1	4	Back to work allowance
4.1.1	5	PRSI Exemption scheme
4.1.1	7	Part-time job incentive scheme

5 - Integration of the disabled

5.1	52	Supported Employment Programme
5.1	53	Employment Support Scheme
5.3	51	Specialist Training Providers

6 - Direct job creation

6.2	23	Community employment scheme
6.2	37	Job Initiative

7 - Start-up incentives

7	3	Back to work enterprise allowance (BWEA)
---	---	--

8 - Out-of-work income maintenance and support

8.1.1	1	Unemployment benefit
8.1.2	2	Unemployment assistance
8.4	49	Redundancy Payments
8.5	50	Insolvency Payments

9 - Early retirement

9.2.1	12	Pre-retirement allowance
-------	----	--------------------------

Count of measures 32

D.10 INVENTORY OF LMP INTERVENTIONS: Italia, 2004

Category	Measure	Name (English)	Name (National language)
1 - Labour market services			
1	121	PES - staff expenditure	Servizi pubblici per l'impiego - spese per il personale dipendente
1	122	ESF 2000-2006 - actions aimed at improving the PES	FSE 2000-2006 - azioni di sistema per i SPI
1	123	Improvement of public employment services	Potenziamento dei servizi pubblici per l'impiego
1	124	Information system for work and labour exchange (SIL)	Sistema Informativo Lavoro e Borsa Lavoro
1.1.2	100	ESF Cofinanced Actions 2000-2006 - Counselling	Azioni cofinanziate FSE 2000-2006 - Orientamento, consulenza e informazione
2 - Training			
2	103	ESF Cofinanced Actions 2000-2006 - Training for reintegration into work	Azioni cofinanziate FSE 2000-2006 - Formazione finalizzata al reinserimento lavorativo
2	104	ESF Cofinanced Actions 2000-2006 - Training post compulsory education and post diploma	Azioni cofinanziate FSE 2000-2006 - Formazione post-obbligo e post-diploma
2	105	ESF Cofinanced Actions 2000-2006 - Training voucher	Azioni cofinanziate FSE 2000-2006 - Incentivi alle persone per la formazione
2	118	Training interventions financed by the solidarity fund for the credit sector	Fondo speciali di solidarietà per il settore del credito: interventi formativi
2	119	Training interventions financed by the solidarity fund for the cooperative credit sector	Fondo speciali di solidarietà per il settore del credito cooperativo: interventi formativi
2.1	106	ESF Cofinanced Actions 2000-2006 - Integrated measures for reintegration into work	Azioni cofinanziate FSE 2000-2006 - Percorsi integrati per l'inserimento lavorativo
2.2	24	Training & work contracts	Contratti di Formazione e lavoro
2.2	93	Work-entry contract	Contratto di inserimento lavorativo
2.3	102	ESF Cofinanced Actions 2000-2006 - Institutional training for people involved in Training and work contracts	Azioni cofinanziate FSE 2000-2006 - Formazione CFL
2.3	111	ESF Cofinanced Actions 2000-2006 - vocational integration schemes	Azioni cofinanziate FSE 2000-2006 - Piani di inserimento professionale
2.3	112	ESF Cofinanced Actions 2000-2006 - stages	Azioni cofinanziate FSE 2000-2006 - Tirocini
2.4	25	Apprenticeship	Apprendistato
2.4	101	ESF Cofinanced Actions 2000-2006 - Institutional Training for Apprentices	Azioni cofinanziate FSE 2000-2006 - Formazione apprendistato
3 - Job rotation and job sharing			
3.1	91	Incentives to provide fixed-term jobs as replacement for workers on compulsory leave	Assunzioni agevolate a tempo determinato in sostituzione di lavoratori in astensione obbligatoria
3.2	108	ESF Cofinanced Actions 2000-2006 - Incentives for enterprises to implement job rotation and job sharing	Azioni cofinanziate FSE 2000-2006 - Incentivi alle imprese per job rotation e job sharing




D.10 INVENTORY OF LMP INTERVENTIONS: Italia, 2004


Category	Measure	Name (English)	Name (National language)
4 - Employment incentives			
4.1	32	Reintegration of managers in SMEs	Reinserimento di dirigenti disoccupati nelle PMI
4.1	51	Total triennial relief	Sgravio totale triennale
4.1	89	Total triennial relief (L.448/01)	Sgravio totale triennale L.448/01
4.1	107	ESF Cofinanced Actions 2000-2006 - Incentives for hiring	Azioni cofinanziate FSE 2000-2006 - Incentivi alla assunzione
4.1	109	ESF Cofinanced Actions 2000-2006 - mobility allowance	Azioni cofinanziate FSE 2000-2006 - Incentivi alle persone per la mobilità territoriale
4.1.1	10	Reintegration contracts	Contratti di reinserimento
4.1.1	35	Incentives for taking on employees in CIGS	Incentivi assunzione lavoratori CIGS 3 mesi
4.1.1	36	Incentives for taking on long-term unemployed	Incentivi assunzione lavoratori disoccupati 24 mesi
4.1.1	52	Total annual relief	Sgravio totale annuale
4.1.1	56	Tax relief for SMEs creating jobs in Objective 1 areas	Credito d'imposta per le assunzioni operate da PMI nelle zone ob.1
4.1.1	57	Tax relief for job creation	Credito d'imposta per nuove assunzioni
4.1.1	59	Conversion of temporary apprenticeship contracts into permanent ones	Trasformazione in contratto a tempo indeterminato di contratto di Apprendistato
4.1.1	60	Conversion of temporary training & work contracts into permanent ones	Trasformazione in contratto a tempo indeterminato di contratto di Formazione e Lavoro
4.1.1	120	Integration of prisoners into work	Inserimento lavorativo dei detenuti
4.1.1,4.1.2	3	Incentives for hiring those registered in mobility lists	Incentivi per l'assunzione degli iscritti nelle liste di
4.1.2	53	Vocational integration schemes	Piani di inserimento professionale
4.1.2	54	Vocational and guidance traineeships	Tirocini formativi e di orientamento
4.1.2	110	ESF Cofinanced Actions 2000-2006 - Job grants	Azioni cofinanziate FSE 2000-2006 - Borse di Lavoro
4.1.2	113	ESF Cofinanced Actions 2000-2006 - Other work experience	Azioni cofinanziate FSE 2000-2006 - Altre esperienze di lavoro
4.2	49	Realignment contracts	Contratti di riallineamento
4.2	61	Subsidy for firms located in the Mezzogiorno	Contributo in forma capitaria per unità locali operanti nel Mezzogiorno
5 - Integration of the disabled			
5.1	67	Exemption from social contributions for disadvantaged workers in social co-operatives	Sgravio contributivo totale per lavoratori svantaggiati nelle cooperative sociali
5.1	90	Incentives for employment of disabled people	Assunzioni agevolate disabili
6 - Direct job creation			
6	114	ESF Cofinanced Actions 2000-2006 - public utility works	Azioni cofinanziate FSE 2000-2006 - Lavori di pubblica utilità (Lpu)
6.2	11	Socially useful work (LSU)	Lavori socialmente utili (LSU)
7 - Start-up incentives			
7	19	Loans for one-person businesses	Prestito d'onore
7	65	Relief for workers under 32 starting their own business	Sgravi per lavoratori con meno di 32 anni che avviano attività autonoma
7	115	ESF Cofinanced Actions 2000-2006 - training for the creation of new enterprises	Azioni cofinanziate FSE 2000-2006 - Formazione per la creazione di impresa
7	116	ESF Cofinanced Actions 2000-2006 - Incentives for self-employment	Azioni cofinanziate FSE 2000-2006 - Incentivi alle persone per lavoro autonomo o creazione di impresa
7	117	ESF Cofinanced Actions 2000-2006 - Integrated steps for business creation	Azioni cofinanziate FSE 2000-2006 - Percorsi integrati per la creazione di impresa




D.10 INVENTORY OF LMP INTERVENTIONS: Italia, 2004

Category	Measure	Name (English)	Name (National language)	
8 - Out-of-work income maintenance and support				
8.1	94	Special solidarity funds in credit industry: extraordinary cheques	Fondo speciali di solidarietà per il settore del credito: assegni straordinari	
8.1	96	Special solidarity funds in cooperative credit industry: extraordinary cheques	Fondo speciale di solidarietà per il settore del credito cooperativo: assegni straordinari	
8.1	97	Special solidarity funds in insurance industry: extraordinary cheques	Fondo speciale di solidarietà per il settore delle assicurazioni: assegni straordinari	
8.1	98	Special solidarity funds in Government sector: extraordinary cheques	Fondo speciale di solidarietà per i Monopoli di Stato: assegni straordinari	
8.1.1	3a	Mobility allowance	Indennità di mobilità	
8.1.1	71	Ordinary unemployment benefit (outside agriculture)	Indennità di disoccupazione non agricola ordinaria	
8.1.1	72	Ordinary unemployment benefit with reduced requirements (outside agriculture)	Indennità di disoccupazione non agricola con requisiti ridotti	
8.1.1	73	Ordinary unemployment benefit in the agricultural sector	Indennità di disoccupazione agricola ordinaria	
8.1.1	74	Special unemployment benefit in the agricultural sector (66%)	Indennità di disoccupazione agricola speciale (66%)	
8.1.1	75	Special unemployment benefit in the agricultural sector (40%)	Indennità di disoccupazione agricola speciale (40%)	
8.1.1	76	Unemployment benefit with reduced requirements in the	Indennità di disoccupazione agricola con requisiti ridotti	
8.1.1	77	Special unemployment benefit in the construction sector	Indennità di disoccupazione speciale per l'edilizia	
8.1.1	78	Ordinary unemployment benefit in the construction sector	Indennità di disoccupazione ordinaria nel settore edile	
8.2	80	Ordinary Wage Compensation Fund	Cassa Integrazione Guadagni Ordinaria	
8.2	81	Extraordinary Wage Compensation Fund	Cassa Integrazione Guadagni Straordinaria	
9 - Early retirement				
9.2.1	16	Early retirement	Prepensionamento	
Mixed measures				
3.2.8.2	8	Solidarity contracts	Contratti di solidarietà	
4.1.1,7	55	Subsidies for the reinsertion of ex-LSU	Contributo per il reinserimento lavorativo degli ex LSU	
Count of measures		68		

D.11 INVENTORY OF LMP INTERVENTIONS: Latvia, 2003

Category	Measure	Name (English)	Name (National language)	
1 - Labour market services				
1	17	Administrative expenditure of the State Employment Agency	Nodarbinātības valsts aģentūras administratīvie izdevumi	
1.1.1	1	Vocational counselling and career guidance	Konsultācijas profesionālajā orientācijā un karjeras plānošanā	
1.1.2	2	Measures for promotion of competitiveness	Pasākumi konkurētspējas paaugstināšanai (PKP)	
2 - Training				
2.1	3	Occupational training, re-training and raising of qualification of the unemployed	Bezdarbnieku profesionālā apmācība, pārkvalifikācija un kvalifikācijas paaugstināšana	
2.1	4	Measures for promotion of competitiveness organised by the juridical entities (training institutions) (MPCj)	Pasākumi konkurētspējas paaugstināšanai, ja tos realizē juridiska persona (PKPj)	
3 - Job rotation and job sharing				
4 - Employment incentives				
4.1.2	5	Work practice for young unemployed	Jauniešu - bezdarbnieku prakse pie darba devēja	
4.1.2	6	Subsidised work places for pre-retirement age unemployed	Subsidētās darba vietas pirmspensijas vecuma bezdarbniekiem	
4.1.2	14	Social enterprises for employment of the less competitive unemployed	Sociālie uzņēmumi darba tirgū mazāk konkurētspējīgo bezdarbnieku nodarbināšanai	
5 - Integration of the disabled				
5.1	7	Subsidised work places for unemployed with disabilities	Subsidētās darba vietas invalīdiem -bezdarbniekiem	
5.1	8	Pilot project - Subsidised work places for unemployed with disabilities	Subsidētās darba vietas invalīdiem -bezdarbniekiem (pilotprojekts)	
5.1	9	Subsidised work places for pre-retirement age unemployed with disabilities	Subsidētās darba vietas pirmspensijas vecuma invalīdiem - bezdarbniekiem	
5.1	10	Work practice for young unemployed with disabilities	Invalīdu - bezdarbnieku darba prakse	
5.1	11	Support for unemployed with disabilities acquiring their professional skills at the work place	Atbalsts invalīdiem - bezdarbniekiem profesionālo prasmju apguvei darba vietā	
5.3	12	Measures for improving mobility of unemployed with disabilities	Pasākumi invalīdu - bezdarbnieku mobilitātes veicināšanai	
6 - Direct job creation				
6.2	13	Paid temporary public works (PTPW)	Algotie pagaidu sabiedriskie darbi (APSD)	
7 - Start-up incentives				
8 - Out-of-work income maintenance and support				
8.1.1	15	Full unemployment benefit	Bezdarbnieka pabalsts	
8.5	16	Satisfaction of employees' claims from the employee claims guarantee fund	Darbinieku prasījuma apmierināšana no darbinieku prasījumu garantiju fonda	
9 - Early retirement				
Count of measures		17		

D.12 INVENTORY OF LMP INTERVENTIONS: Lietuva, 2003

Category	Measure	Name (English)	Name (National language)	
1 - Labour market services				
1.1.1	7	Open Information System: "Find Information on your Own", Vocational Information Centres, Youth Job Centres	Atviro informavimo sistema: "Susirask informaciją pats" (SIP), Profesinio informavimo centrai (PIC), Jaunimo darbo centrai	
1.1.1	17	EURES-Lithuania activity	EURES veikla	
1.1.2	8	Individual Employment Plans, assistance in finding jobs, employment mediation services	Individualių įsidarbinimo planų rengimas, pagalba ieškant darbo, tarpininkavimas įsidarbinant	
1.1.2	9	"Job clubs"	"Darbo klubai"	
1.1.2	12	Vocational counselling services provided by the psychologists of the territorial labour market training and counselling offices	Teritorinių darbo rinkos mokymo ir konsultavimo tarnybų psichologų teikiamos konsultavimo paslaugos	
1.2.1	18	Administration of active labour market policy measures by Lithuanian Labour Exchange and territorial labour exchanges	Lietuvos darbo biržos ir teritorinių darbo biržų vykdomas aktyvios darbo rinkos politikos priemonių administravimas	
1.2.1	19	Administration of active labour market policy measures by Lithuanian Labour Market Training Authority and subordinated territorial services	Lietuvos darbo rinkos mokymo tarnybos ir jos teritorinių padalinių vykdomas aktyvios darbo rinkos politikos priemonių administravimas	
1.2.2	20	Administration of measures in categories 8-9	Pasyvios darbo rinkos politikos priemonių	
1.2.3	24	Other services/activities provided by PES	Kitos paslaugos	
2 - Training				
2.3	1	Vocational training	Profesinio mokymo programa	
2.3	4	Unemployment prevention programme - preventative training	Nedarbo prevencijos programa	
2.3	10	Renewal of Occupational Knowledge and Practical Skills of the Long-term Unemployed	Ilgalaikių bedarbių profesinių žinių ir praktinių įgūdžių atnaujinimo kursai	
2.3	11	Vocational training and employment of persons released from places of imprisonment	Grižusiųjų iš įkalinimo įstaigų profesinis mokymas	
3 - Job rotation and job sharing				
4 - Employment incentives				
4.1	2	Support of social enterprises	Socialinių įmonių parama	
4.1	3	Local Employment Initiatives projects	Vietinių užimtumo iniciatyvų projektai	
4.1.1	6	Subsidised jobs	Subsidijuojamos darbo vietos	
4.1.2	13	Supported works	Remiami darbai	
5 - Integration of the disabled				
5.1	14	Subsidised jobs for the disabled	Subsidijuojamos darbo vietos (neįgaliesiems)	
6 - Direct job creation				
6.2	5	Public works	Viešieji darbai	
7 - Start-up incentives				
7	15	Support for setting up of individual business (loans for the unemployed)	Savo verslo organizavimo programa (paskolos)	
7	16	Training programme on business fundamentals	Verslo pagrindų mokymo programa	
8 - Out-of-work income maintenance and support				
8.1.2	21	Unemployment benefit	Bedarbių pašalpos	
8.5	22	Compensation from the Guarantee Fund	Išmokos iš Garantinio fondo	
9 - Early retirement				
9.2.1	23	Pre-pension unemployment benefit	Priešpensinės pašalpos	
Count of measures		24		

D.13 INVENTORY OF LMP INTERVENTIONS: Luxembourg, 2004

Category	Measure	Name (English)	Name (National language)	
----------	---------	----------------	--------------------------	---

1 - Labour market services

2 - Training

2.1	11	Training for entering or re-entering the labour market	Cours d'insertion professionnelle
2.1	12	Vocational retraining (workers)	Rééducation professionnelle (travailleurs)
2.2	24	Temporary auxiliary contract	Contrat d'auxiliaire temporaire
2.2	25	Training course of insertion in enterprise	Stage d'insertion en entreprise
2.3	26	Training course for vocational reinsertion	Stage de réinsertion professionnelle
2.4	29	Apprenticeship for adults	Apprentissage pour adultes

3 - Job rotation and job sharing

4 - Employment incentives

4	3	Aid to re-enter the labour market	Aide au réemploi
4	13	Subsidies for the creation of jobs of socio-economic value	Aides à la création d'emplois d'utilité socio-économique
4	31	Compensatory benefit	Indemnité compensatoire
4.1	6	Aid for employing long-term and older unemployed	Aides à l'embauche de chômeurs âgés et de chômeurs de longue durée
4.1	7	Mobility allowance	Aides à la mobilité géographique
4.1	9	Income tax reduction for employing unemployed people	Bonification d'impôt pour l'embauche de chômeurs

5 - Integration of the disabled

5	32	Redeployment measures	Mesures de reconversion
5	33	Wage participation	Participation au salaire
5.1	21	Measures of professional (re)integration of disabled workers	Mesures d'intégration et de réintégration professionnelles des travailleurs handicapés
5.1	22	Adaptation of the workplace for disabled workers	Aménagement des postes de travail pour personnes handicapées
5.1	23	Reimbursement of supplementary leave for disabled workers	Prise en charge du congé supplémentaire pour travailleurs handicapés
5.1	27	Creation of positions for the disabled	Création de postes de travail pour handicapés
5.3	20	Vocational training and retraining measures for disabled workers	Mesures d'orientation, de formation, de réadaptation et de rééducation professionnelles des travailleurs handicapés

6 - Direct job creation

6.2	2	Extraordinary works of general interest	Travaux extraordinaires d'intérêt général
6.2	10	Socially useful works	Mise au travail des chômeurs
6.2	28	Pool of assistants	pool des assistants

7 - Start-up incentives

7	14	Subsidies for the creation of businesses by the unemployed	Aides à la création d'entreprises par les chômeurs
---	----	--	--

8 - Out-of-work income maintenance and support

8.1	5	Unemployment compensation	Indemnité chômage complet
8.2	1	Partial unemployment benefit	Indemnisation de chômage partiel
8.2	4	Compensation for unemployment due to technical reasons or bad weather in the building sector	Indemnité chômage involontaire (chômage dû aux intempéries et chômage accidentel ou technique)
8.5	8	Debt guarantee in case of employer closing down	Garantie des créances en cas de faillite de l'employeur

9 - Early retirement

9.1.2	19	Early retirement	Préretraite
-------	----	------------------	-------------


Count of measures 28

D.14 INVENTORY OF LMP INTERVENTIONS: Magyarország, 2004

Category	Measure	Name (English)	Name (National language)
1 - Labour market services			
1.1.2	1	Labour Market Service	Munkaerő-piaci szolgáltatások
1.1.2	2	Assistance for dedicated job seekers	Intenzív álláskeresés támogatása
1.1.2	7	Subsidies for mitigating the impact of collective redundancies	A csoportos létszámleépítések hátrányos következményeinek enyhítését célzó támogatások
1.1.2	20	Reimbursement of expenses	Költségtérítés
2 - Training			
2.1	3	Training for unemployed	Munkanélküliek képzése
2.1	4	Training for employed persons	Munkaviszonyban állók képzése
3 - Job rotation and job sharing			
4 - Employment incentives			
4.1.1	5	Assistance for the creation of a new job	Munkahelyteremtés támogatása
4.1.2	6	Part-time employment	Részmunkaidős foglalkoztatás
4.1.2	11	Assistance for creation of new job	A foglalkoztatás bővítését szolgáló bértámogatás
4.1.2	13	Work experience for persons entering the labour market	Pályakezdők munkatapasztalat-szerzésének támogatása
4.1.2	14	Assumption of employment-related contributions	A foglalkoztatáshoz kapcsolódó járulékok átvállalása
4.1.2	15	Support for the employment of unemployment entrants	Fiatalkorú munkanélküliek foglalkoztatásának támogatása
4.1.2	22	Transportation of persons in group	Csoportos személyszállítás támogatása
4.1.2	23	Support for long-distance travel costs	Helyközi utazás támogatása
4.1.2	24	Support of housing	Lakhatási hozzájárulás támogatása
4.1.2	25	Recruitment incentives	Munkaerő-toborzás támogatása
4.2	8	Maintenance of existing job	Munkahelymegőrzés támogatása
5 - Integration of the disabled			
5.1	9	Wage subsidy for the employment of incapacitated workers	Rehabilitációs foglalkoztatás bővítését szolgáló bértámogatás
5.1	10	Assistance for employment of incapacitated workers	Megváltozott munkaképességű személyek foglalkoztatásának támogatása
5.3	26	Training for disabled persons	Megváltozott munkaképességű személyek képzése
5.3	27	Start-up incentives for disabled persons	Megváltozott munkaképességűek vállalkozóvá válásának támogatása
6 - Direct job creation			
6.2	12	Support for community service work	Közhasznú munkavégzés támogatása
7 - Start-up incentives			
7	16	Assistance for unemployed persons to become entrepreneurs	Munkanélküliek vállalkozóvá válásának elősegítése
7	17	Assistance for self-employment	Önfoglalkoztatás támogatása
8 - Out-of-work income maintenance and support			
8.1.1	18	Unemployment benefit	Munkanélküli járadék
8.1.2	21	Incentive benefits provided to job seekers	Álláskeresést ösztönző juttatás
9 - Early retirement			
9.2.1	19	Unemployment aid prior to retirement	Nyugdíj előtti munkanélküli segély
Count of measures		27	




D.15 INVENTORY OF LMP INTERVENTIONS: Nederland, 2004


Category	Measure	Name (English)	Name (National language)	
1 - Labour market services				
1.1.1	39	CWI - Centers for Work and Income	CWI - Centra voor Werk en Inkomen	
1.2.2	46	Administration of passive measures (cat. 8-9)	Uitvoeringskosten van passieve maatregelen (cat. 8-9)	
1.2.3	47	Enforcement of WWB, IOAW, IOAZ and TW	Handhaving WWB, IOAW, IOAZ en TW	
1.2.3	48	IT support (Suwinet, BKWI)	BKWI - Bureau Keteninformatisering Werk en Inkomen	
2 - Training				
2	40	SVWW - Stimulation of fulfilling vacancies by unemployed and employed at risk	SVWW - Stimuleringsregeling Vacaturevulling door Werklozen en met werkloosheid bedreigde Werknemers	
2	41	Comprehensive reintegration	Sluitende reïntegratie	
2.1	50	Practically-oriented training for unemployed (Praktijkscholing HVS)	Praktijkscholing HVS	
2.2,2.3	51	ESF-3	ESF-3	
2.3	52	Reintegration budget UWV regarding WW-recipients	Reïntegratiebudget UWV tbv WW-gerechtigden	
2.3	53	Case-management municipalities (Agenda for the Future)	Case management gemeenten (Agenda voor de Toekomst)	
2.3	54	Minority-targeted LMP (Stimulation labour participation)	Doelgroepenbeleid (Stimulering Arbeidsparticipatie)	
2.3	56	ESF-Equal	ESF-Equal	
3 - Job rotation and job sharing				
3.1	37	Career break	Wet Financiering Loopbaanonderbreking (Finlo)	
4 - Employment incentives				
4.1	14	RSP - Regulation on employment in domestic services	RSP - Regeling Schoonmaakdiensten Particulieren	
4.1	57	Job finders tax reduction	Toetrederskorting	
4.1.1	60	Temporary measure for transforming ID-jobs into regular jobs	Tijdelijke stimuleringsregeling regulier maken ID-banen	
5 - Integration of the disabled				
5.2	6	WSW - Sheltered employment act	WSW - Wet Sociale Werkvoorziening	
5.3	59	Act on the (re)integration in employment of the occupationally disabled (REA)	Reïntegratie Arbeidsgehandicapten (Wet REA)	
6 - Direct job creation				
6	3	Regulation on I/D-jobs for long-term unemployed (former WI1/EWLW)	Regeling Instroom/Doorstroombanen voor langdurig werklozen (voorheen WI1/EWLW)	
6.2	42	WIW-jobs (basic subsidy) + WIW-work-experience positions	WIW-dienstbetrekkingen + WIW-werkervaringsplaatsen	
7 - Start-up incentives				
8 - Out-of-work income maintenance and support				
8.1.1	31	WW - Unemployment insurance	WW - Werkloosheidswet	
8.1.1	61	Unemployment benefits former civil servants (WRO)	WRO - Wachtgeldregeling voormalig overheidspersoneel	
8.1.2	32	TW - Supplementary benefits	TW - Toeslagenwet	
8.1.2	33	Abw/WWB - National assistance benefit (IOAW and IOAZ included)	Abw/WWB - Algemene bijstandswet/Wet Werk en Bijstand (inclusief IOAW en IOAZ)	
9 - Early retirement				
Mixed measures				
2.4.4.1	1	VVA - Act on reduction of employers tax and social security contributions	VVA - Wet Vermindering Afdracht Loonbelasting en Premies Volksverzekeringen	

Count of measures 25

D.16 INVENTORY OF LMP INTERVENTIONS: Österreich, 2004

Category	Measure	Name (English)	Name (National language)	
1 - Labour market services				
1.1.1	28	Interview allowance	Vorstellungsbeihilfe	
1.1.1,1.1.2	54	Counselling and support of employment seekers & services for employers (PES)	Beratung und Betreuung von Arbeitssuchenden und Unternehmen (AMS)	
1.1.2	16	Counselling for job seekers and enterprises	Beratung von Arbeitssuchenden und Unternehmen	
1.2.2	55	Administration of unemployment insurance services	Administration der Arbeitslosenversicherungsleistungen	
1.2.3	56	Administration of foreign labour legislation	Administration des Ausländerbeschäftigungsgesetzes	
1.2.3	57	General overhead services of the PES (staff costs)	Allgemeine Overhead Dienstleistungen des Arbeitsmarktservice	
1.2.3	58	Programme EQUAL /ESF	Programm EQUAL / ESF	
1.2.3	59	Administration costs of the Territorial Employment Pacts (TEP)	Verwaltungskosten der Territorialen Beschäftigungspakte	
1.2.3	62	Non-staff costs of PES administration	Sachkosten für die Administration des Arbeitsmarktservice Österreich	
2 - Training				
2.1	7	Promotion of occupational mobility - course cost and course related cost	Förderung der beruflichen Mobilität -Beihilfe zur den Kurs- u. Kursnebenkosten	
2.1	8	Promotion of occupational mobility - living allowance	Förderung der beruflichen Mobilität - Beihilfe zur Deckung des Lebensunterhalts	
2.1	9	Unemployment benefit (ALG) for training after parental leave	Ausbildungs-ALG (nach Karenzgeldbezug)	
2.1	12	Support for training in institutions	Förderung von Schulungseinrichtungen - Geförderte Personen in Kursen	
2.2	13	Support for training in enterprises - support persons in enterprises for training measures (support of qualification for employees)	Förderung von Unternehmen - geförderte Personen in betriebl. Ausbildungsmaßnahmen (Qualifizierungsförderung für Beschäftigte)	
2.4	11	Promotion of apprenticeship training and vocational training	Förderung der Lehrausbildung und Berufsvorbereitung	
2.4	32	JASG training courses	JASG Berufslehrgänge	
3 - Job rotation and job sharing				
3.1	26	Solidarity premium model (SOL)	Solidaritätsprämienmodell (SOL)	
4 - Employment incentives				
4.1	15	Integration subsidy (BEB, BESEB, EB)	Eingliederungsbeihilfen (BEB, EB, EB1, EB2)	
4.1.1	5	Promotion of regional mobility and entry into employment - travel allowance	Förderung der regionalen Mobilität und Arbeitsaufnahme - Entfernungsbeihilfe	
4.1.1	6	Promotion of regional mobility and entry into employment - childcare allowance	Förderung der regionalen Mobilität und Arbeitsaufnahme - Kinderbetreuungsbeihilfe	
4.2	19	Promotion of investment and restructuring	Förderung von Investitions- und Umstrukturierungsmaßnahmen	
4.2	30	Bonus/malus system and unemployment insurance	Bonus Malus System im Rahmen der Arbeitslosenversicherung	
5 - Integration of the disabled				
1.1.2	34	Work adjustment backup system and job assistance for the disabled	Arbeitsassistenz für Behinderte und sonstige Unterstützungsmaßnahmen der BSBs	
5.1	37	Support for employment of the disabled through the BSBs	Beschäftigungsbeihilfen für Behinderte durch die BSBs	
5.2	43	Subsidies for contracted out work (BSB)	Prämien für Werkaufträge (BSB)	
5.2	44	Integration enterprises (BSB)	Integrative Betriebe (BSB)	
5.3	35	Vocational training for the disabled	Berufliche Qualifizierung für Behinderte	
6 - Direct job creation				
6.1	27	Childcare institutions	Kinderbetreuungseinrichtungen	
6.2	14	Socio-economic enterprises (SÖB) and non-profit employment projects (GBP)	Sozialökonomische Beschäftigungsbetriebe (SÖB) und Gemeinnützige Beschäftigungsprojekte (GBP)	

D.16 INVENTORY OF LMP INTERVENTIONS: Österreich, 2004


Category	Measure	Name (English)	Name (National language)
			
7 - Start-up incentives			
7	17	Business start-up programme (GB)	Gründungsbeihilfe (GB)
8 - Out-of-work income maintenance and support			
8.1.1	1	Unemployment benefit	Arbeitslosengeld
8.1.2	2	Unemployment assistance	Notstandshilfe
8.2	20	Short-time working allowance	Kurzarbeitsbeihilfe
8.2	21	Bad weather compensation (Builders' Holiday and Severance Payments Fund)	Schlechtwetterentschädigung der BUAK (Bauarbeiterurlaubs- und Abfertigungskasse)
8.5	33	Insolvency-bankruptcy compensation	Insolvenz-Ausfallsgeld (IAG)
9 - Early retirement			
9.2	49	Part-time pay/support for older workers	Altersteilzeitgeld/Altersteilzeitbeihilfe
9.2.1	3	Transfer benefits to facilitate transition into retirement - Special support (SUG)	Leistungen zur Erleichterung des Übertritts in die Pension - Sonderunterstützung (SUG)
9.2.1	4	Pension advances	Pensionsbevorschussung
Mixed measures			
2.7	18	Employment foundations	Arbeitsstiftungen gem. §18 Abs.5 / Stiftungs-ALG
2.1,3.1	25	Further training allowance	Weiterbildungsgeld
Count of measures		40	

D.17 INVENTORY OF LMP INTERVENTIONS: Portugal, 2004

Category	Measure	Name (English)	Name (National language)	
1 - Labour market services				
	1.1.1,1.1.2, 95 1.2.1,1.2.2, 1.2.3	Public employment services	Serviços Públicos de Emprego	
2 - Training				
	2	99	PROFIJ - Training programme for the integration of youngsters (Azores)	PROFIJ - Programa Formativo de Inserção de Jovens (Açores)
	2.1	14	Training grants for workers	Bolsas de formação da iniciativa do trabalhador
	2.1	63	Initial training (excluding apprenticeship)	Formação inicial (excepto aprendizagem)
	2.1	64	Training for unemployed	Formação para desempregados
	2.1	67	Special training for disadvantaged groups	Formação especial para grupos desfavorecidos
	2.1	103	Intervention for vocational training and employment	Mediação para a Formação e o Emprego
	2.1	115	Vocational training for young and adults	Cursos de Educação Formação de Jovens/Adultos
	2.2	22	Practical vocational training	Estágios profissionais
	2.2	98	Placement programme (Azores)	Plano Integrado de Estágios (Açores)
	2.2	105	Practical vocational training aiming at socio-professional integration	Estágio de Integração Sócio-profissional
	2.3	9	Training/employment schemes for young people, specialists, managers and adults	Programas de formação para jovens quadros e adultos
	2.3	20	Vocational training workshops programme	Programa Escolas-Oficinas
	2.3	112	Youth training and employment (Madeira)	Formação e Emprego de Jovens (Madeira)
	2.3	113	Adult training and employment (Madeira)	Formação e Emprego de Adultos (Madeira)
	2.4	7	Apprenticeship training for young people	Formação de jovens em regime de aprendizagem
3 - Job rotation and job sharing				
	3.1	116	Employment-training rotation program	Programa Rotação Emprego - Formação
4 - Employment incentives				
	4	122	Social employment market (Azores)	Mercado social de emprego (Açores)
	4.1	62	Salary compensation	Compensação salarial
	4.1	107	Employment incentive	Apoios ao Emprego
	4.1.1	23	Subsidies for permanent employment contracts	Apoio a contratação por tempo indeterminado
	4.1.1	24	Local employment initiatives - ILE	Iniciativas locais de emprego - ILE
	4.1.1	29	Job creation for young people through exemptions or reductions from compulsory social security contributions	Criação de emprego de jovens por dispensa ou redução de contribuições para a Segurança Social
	4.1.1	37	Exemption or reduction from social security contributions to promote recruitment of long-term unemployed	Apoio à contratação de trabalhadores desempregados de longa duração por dispensa ou redução de contribuições para a Segurança Social
	4.1.1	106	Premium for socio-vocational integration	Prémio de Integração Sócio-profissional
	4.1.1	125	Integration premium	Prémio de Integração
	4.1.1	131	Stabilize (Azores)	Estabilizar (Açores)
5 - Integration of the disabled				
	5.1	31	Reduction of social security contributions to facilitate vocational integration of disabled persons	Redução de contribuições para a integração profissional de pessoas deficientes
	5.1	68	Promotion of socio-professional integration of disabled	Apoio à integração socio-profissional de pessoas deficientes
	5.1	69	Self-employment for disabled	Instalação por conta própria para deficientes
	5.2	33	Sheltered employment	Emprego protegido
	5.3	34	Vocational preparation schemes for disabled persons	Formação profissional para pessoas deficientes
	5.3	84	Training and occupational integration of young people and adults with disabilities (Madeira)	Formação e Integração profissional de jovens e adultos portadores de deficiência (Madeira)



D.17 INVENTORY OF LMP INTERVENTIONS: Portugal, 2004

Category	Measure	Name (English)	Name (National language)
			
6 - Direct job creation			
6.1	97	INTEGRA - Programme for adult integration (Azores)	INTEGRA - Programa de Integração de Adultos (Açores)
6.2	3	Employment scheme for persons in receipt of unemployment benefits	Programa ocupacional para subsidiados
6.2	4	Employment scheme for unemployed persons in need	Programa ocupacional para desempregados em situação de carencia economica
6.2	86	Programme for temporary placement of those receiving unemployment benefit (Azores)	Programa de Colocação Temporária de Trabalhadores Subsidiados (Açores)
6.2	114	Social employment scheme for the unemployed - PROSA (Azores)	PROSA - Programa Social de Ocupação de Adultos (Açores)
6.2	119	Insertion-Employment program	Inserção Emprego
6.2	128	Occupational programme for the unemployed (Madeira)	Programa Ocupacional para Desempregados (Madeira)
7 - Start-up incentives			
7	25	Subsidies for creation of self-employed	Criação do Proprio Emprego por subsidiados
7	26	Support for entry into self-employment - ACPE (Madeira)	Apoio a Criação do Proprio Emprego - ACPE (Madeira)
7	108	Incentives for self-employment	Apoios ao Auto-emprego
8 - Out-of-work income maintenance and support			
8.1.1	75	Unemployment subsidy	Subsídio de desemprego
8.1.2	76	Unemployment assistance	Subsídio social de desemprego
8.2	1	Short-time working or temporary suspension of employment	Suspensão ou redução temporaria da prestação de trabalho
8.2	126	Wage compensation in case of emergency	Subsídio eventual de emergência
8.3	104	Partial unemployment benefit	Subsídio de desemprego parcial
8.5	61	Payment of backdated earnings from bankrupt or insolvent firms	Garantia salarial
9 - Early retirement			
9.2	44	Early retirement agreements between workers and employers	Pré-reforma
9.2.1	41	Early retirement for the elderly unemployed	Reforma antecipada - trabalhadores idosos desempregados
Mixed measures			
2,4	96	Integration enterprises	Empresas de Inserção
2.2,2.3,4.1.1,4.1.2	127	Life and Work Programme (Madeira)	Programa Vida e Trabalho (Madeira)
Count of measures		53	

D.18 INVENTORY OF LMP INTERVENTIONS: Slovensko, 2004

Category	Measure	Name (English)	Name (National language)
1 - Labour market services			
1.1	1	Mediation of employment	Sprostredkovanie zamestnania
1.1.1	2	Information and advisory services	Informačné a poradenské služby
1.1.2	3	Professional consultancy	Odborné poradenské služby
2 - Training			
2.1	4	Education and preparation for the labour market of the job seeker and person interested in employment	Vzdelávanie a príprava pre trh práce uchádzača o zamestnanie a záujemcu o zamestnanie
3 - Job rotation and job sharing			
4 - Employment incentives			
4.1	9	Contribution for movement toward work	Príspevok na sťahovanie za prácou
4.1.1	6	Contribution for employing a disadvantaged job seeker	Príspevok na zamestnávanie znevýhodneného uchádzača o zamestnanie
4.1.2	7	Contribution for the graduate practice	Príspevok na vykonávanie absolventskej praxe
5 - Integration of the disabled			
5.1	10	Contribution for establishing and maintaining the protected workshop and protected workplace	Príspevok na zriadenie chránenej dielne alebo chráneného pracoviska a na ich zachovanie
5.1	11	Contribution for operating or performing self-employment to disabled citizens	Príspevok občanovi so zdravotným postihnutím na prevádzkovanie alebo vykonávanie samostatnej zárobkovej činnosti
5.1	12	Contribution for activities of the assistant at work	Príspevok na činnosť pracovného asistenta
5.2	13	Contribution to cover operating costs of the sheltered workshop or sheltered workplace and employees transport costs	Príspevok na úhradu prevádzkových nákladov chránenej dielne alebo chráneného pracoviska a na úhradu nákladov na dopravu zamestnancov
6 - Direct job creation			
6.2	8	Contribution for activation activity	Príspevok na aktivačnú činnosť
7 - Start-up incentives			
7	5	Contribution for self-employment	Príspevok na samostatnú zárobkovú činnosť
8 - Out-of-work income maintenance and support			
8.1.1	15	Unemployment benefit	Dávka v nezamestnanosti
8.5	14	Benefit of guarantee insurance	Dávka garančného poistenia
9 - Early retirement			
9.2.1	16	Early old-age pension	Predčasný starobný dôchodok
Count of measures		16	



D.19 INVENTORY OF LMP INTERVENTIONS: Suomi/Finland, 2004

Category	Measure	Name (English)	Name (National language)	
----------	---------	----------------	--------------------------	---

1 - Labour market services

1.1.1	5	Mobility allowance	Liikkuvuusavustus
1.1.1	18	Labour exchange	Työnvälitys
1.1.1	21	Training and vocational information services	Tietopalvelu
1.1.1	46	Registration of jobseekers	Työnhakijoiden rekisteröinti
1.1.2	20	Vocational guidance	Ammatinvalinnanohjaus
1.1.2	22	Vocational rehabilitation	Ammatillinen kuntoutus työvoimapalveluna
1.1.2	47	Interviews and individual action plans	Työnhakuhaastattelut ja -suunnitelmat
1.1.2	48	Integration	Kotouttaminen
1.1.2	49	Job-clubs	Työnhakukoulutus ryhmäpalveluna
1.2.1	50	Administration of active measures (PES)	Aktiivisten toimenpiteiden hallinnointi
1.2.2	51	Administration of benefits (PES)	Passiivisten toimenpiteiden hallinnointi
1.2.3	52	PES Activities of the Employment and Economic Development Centres	TE-keskusten julkiset työvoimapalvelut
1.2.3	53	PES Activities of the Ministry of Labour	Työministeriön julkiset työvoimapalvelut

2 - Training

2.1	6	Labour market training	Työvoimakoulutus
2.1	17	Training allowance	Koulutuspäiväraha
2.1	24	The adult training supplement of the training and redundancy fund	Koulutus- ja erorahaston aikuiskoulutuslisä
2.2	12	Employment subsidy for coaching for working life	Työllistämistuki työelämävalmennukseen
2.2	15	Trainee work/coaching for working life with labour market support	Työmarkkinatuen työharjoittelu/työelämävalmennus
2.4	7	Apprenticeship for the unemployed	Oppisopimuskoulutus työttömille

3 - Job rotation and job sharing

3.1	16	Job rotation	Työnvuorottelu
3.2	13	Part-time pay supplement	Työllistäminen osa-aikatyöhön

4 - Employment incentives

4.1	35	Combined subsidy	Yhdistelmäetuki
4.1.1	10	Employment subsidy, private companies	Työllistämistuki yrityksille

5 - Integration of the disabled

5.2	34	Employment supporting activity of the municipalities	Kuntien työllistymistä tukeva toiminta
5.3	25	Rehabilitation activities of the social insurance institution	Kansaneläkejärjestelmän ammatillinen kuntoutus
5.3	26	Rehabilitation activities of the employment pension scheme	Työeläkejärjestelmän ammatillinen kuntoutus
5.3	27	Rehabilitation activities of the accident and traffic insurance	Tapaturma- ja liikennevakuutuksen ammatillinen kuntoutus


6 - Direct job creation

6.2	8	Temporary government employment	Valtion työtehtävät
6.2	9	Employment subsidy, municipalities	Kunnallinen työllistämistuki
6.2	36	Rehabilitative work experience	Kuntouttava työtoiminta

7 - Start-up incentives

7	11	Start-up grant	Yrittäjäraha
---	----	----------------	--------------

D.19 INVENTORY OF LMP INTERVENTIONS: Suomi/Finland, 2004

Category	Measure	Name (English)	Name (National language)
			
8 - Out-of-work income maintenance and support			
8.1.1	1	Earnings-related unemployment allowance	Työttömän ansiosidonnainen päiväraha
8.1.2	2	Basic unemployment allowance	Työttömän peruspäiväraha
8.1.2	4	Labour market support (passive component)	Työttömän työmarkkinatuki
8.2	30	Earnings related adjusted unemployment allowance as partial unemployment benefit	Soviteltu ansiosidonnainen päiväraha lyhennettyä työaikaa tekeville
8.2	32	Adjusted basic unemployment allowance or labour market support as partial unemployment benefit	Soviteltu peruspäiväraha tai työmarkkinatuki lyhennettyä työaikaa tekeville
8.3	31	Earnings related adjusted unemployment allowance as part-time unemployment benefit	Soviteltu ansiosidonnainen päiväraha osa-aikatyötä tekeville
8.3	33	Adjusted basic unemployment allowance or labour market support as part-time unemployment benefit	Soviteltu peruspäiväraha ja työmarkkinatuki osa-aikatyötä tekeville
8.4	23	Redundancy payment	Eräraha
8.5	28	Pay security	Palkkaturva
9 - Early retirement			
9.2.1	3	Unemployment pension	Työttömyyseläke
Count of measures		41	

D.20 INVENTORY OF LMP INTERVENTIONS: Sverige, 2004

Category	Measure	Name (English)	Name (National language)
----------	---------	----------------	--------------------------



1 - Labour market services

1.1.1	19	General placement service	Informationstjänster
1.1.2	20	Individual guidance service	Individuell vägledning
1.1.2	42	Activity Guarantee	Aktivitetsgarantin
1.2.3	56	Other services / activities	Övriga tjänster

2 - Training

2	14	Employability rehabilitation programme	Arbetslivsinriktad rehabilitering
2	43	Activities within counselling, guidance and placement services	Aktiviteter inom vägledning och platsförmedling
2	47	Projects with Employment Policy Orientation	Projekt med arbetsmarknadspolitisk inriktning
2.1	6	Computer/activity centres	Datortek
2.1	11	On-the-job training	Företagsutbildning
2.1	49	Preparatory Training Courses	Förberedande eller orienterande utbildning
2.1	50	Employment Training	Arbetsmarknadsutbildning
2.2	3	International practice scholarship	Interpraktikstipendier

3 - Job rotation and job sharing

3.1	53	Career Break	Friår (friårslediga)
-----	----	--------------	----------------------

4 - Employment incentives

4.1	15	Mobility allowance	Flyttningsbidrag
4.1.1	36	General recruitment incentive	Allmänt anställningsstöd
4.1.1	37	Extended recruitment incentive (for persons enrolled with the PES for 2 years)	Förstärkt anställningsstöd (för 2-års inskrivna)
4.1.1	44	Special recruitment incentive	Särskilt anställningsstöd
4.1.1	45	Extended recruitment incentive (for persons enrolled with the PES for 4 years)	Förstärkt anställningsstöd (4-års inskrivna)
4.1.2	7	Municipal youth programme	Kommunala ungdomsprogrammet
4.1.2	31	Youth guarantee	Ungdomsgarantin
4.1.2	35	Work Experience	Arbetspraktik

5 - Integration of the disabled

5.1	12	Wage subsidies	Lönebidrag
5.1	40	Workplace adjustment grants	Bidrag till arbetshjälpmiddel, arbetsbiträde, näringshjälp och reskostnader
5.2	13	Public sheltered employment (OSA)	Offentligt skyddat arbete (OSA)
5.2	21	Samhall	Samhall

6 - Direct job creation

7 - Start-up incentives

7	9	Start-up grants	Start av näringsverksamhet
---	---	-----------------	----------------------------

8 - Out-of-work income maintenance and support

8.1,8.3	16	Unemployment insurance and Basic insurance	Arbetslöshetsförsäkring och Grundförsäkring
8.5	30	Wage guarantee	Lönegaranti

9 - Early retirement

Count of measures 28

D.21 INVENTORY OF LMP INTERVENTIONS: United Kingdom, 2004

Category	Measure	Name (English)	Name (National language)	
----------	---------	----------------	--------------------------	---

1 - Labour market services

1.1.1	9	Jobcentre Plus - placement and advisory functions
1.1.1	40	Connexions Service
1.1.2	10	New Deal for Partners of Unemployed People (NDPU)
1.1.2	11	New Deal for Lone Parents (NDLP)
1.1.2	16	Work trials
1.1.2	22	Programme centres (plus other jobsearch provision: Jobclub, Jobplan)
1.1.2	35	Employment zones
1.1.2	37	New Deal 50+
1.1.2	38	Action Teams for Jobs
1.1.2	43	Jobcentre Plus - other programmes
1.1.2	44	Work Step
1.2.2	41	Jobcentre Plus - benefit administration

2 - Training

2.3	4	Work-based learning for adults (WBLA)
2.4	5	Work-based training for young people (WBTYP)

3 - Job rotation and job sharing

4 - Employment incentives

5 - Integration of the disabled

5	24	Employment rehabilitation (Work preparation)
5.1	31	Access to work
5.1	32	Job introduction scheme (JIS)
5.1.5.2	33	Supported employment (including Remploy)
5.3	12	New Deal for Disabled People (NDDP)

6 - Direct job creation

7 - Start-up incentives

7	36	Youth enterprise initiative (YEI)
---	----	-----------------------------------

8 - Out-of-work income maintenance and support

8.1	3	Jobseeker's allowance (JSA): payments
-----	---	---------------------------------------

9 - Early retirement

Mixed measures

1.1.2.2.1,	2	New Deal 25+
4.1.2		
1.1.2.2.1,	1	New Deal for 18-24
4.1.2.6.2		

Count of measures 23

D.22 INVENTORY OF LMP INTERVENTIONS: България (Bǎlgarija), 2004

Category	Measure	Name (English)	Name (National language)	
----------	---------	----------------	--------------------------	---

1 - Labour market services

1.1.1	1	Information Services	Информационни услуги на пазара на труда
1.1.2	2	Individual case-management	Индивидуални услуги на пазара на труда
1.2.1	3	Administration of active measures	Администриране на активните мерки на пазара на труда
1.2.3	4	Other activities	Други дейности

2 - Training

2.1	5	Organization of vocational training courses by the EA (Art. 63 of EPA)	Организиране от АЗ на обучение за придобиване на професионална квалификация чл. 63 от ЗНЗ
2.1	6	Employment protection and maintenance (Art. 57, Paragraphs 2 and 3 of the EPA)	Насърчаване на работодателите да запазват заетостта чрез обучение за придобиване на професионална квалификация (чл. 57 ал. 2 и 3 от
2.1	7	"Computer training for young people" National Programme	Национална програма "Компютърно обучение на младежи"
2.1	8	"Vocational training and social inclusion of school dropouts" Project	Проект "Професионално обучение и социална адаптация на младежи, отпаднали от системата на образованието"
2.1	9	Social Inclusion of Young People Leaving Residential care Homes	Интеграция на младежите напускащи социалните домове
2.1	10	"Back to work" Project	Проект "Отново на работа"
2.1	11	"Literacy, qualification and employment" Pilot programme for foreigners having gained refugee status or humanitarian status	Пилотна програма за ограмотяване, квалификация и заетост на чужденци, получили статут на бежанец или хуманитарен статут
2.1	12	Regional programmes for literacy, vocational training and employment in public benefit activities (Article 31 of the EPA)	Регионални програми за ограмотяване, професионално обучение и заетост в дейности от обществен интерес (чл.31 от ЗНЗ)
2.1	13	"New professional qualifications in the sphere of information technologies and computer networks" Project	Проект "Нова професионална квалификация в областта на информационните технологии и компютърните мрежи"
2.4	14	Provision of incentives to employers to open jobs for internships of unemployed people under 29 (Article 41 of EPA)	Насърчаване на работодателите да разкриват работни места за стажуване за безработни лица до 29-годишна възраст - (чл. 41 от ЗНЗ)
2.4	15	Provision of incentives to employers to open jobs for the acquisition of qualifications through internships (Article 46 of the EPA)	Насърчаване на работодателите да разкриват работни места за придобиване на квалификация чрез стажуване (чл. 46 от ЗНЗ)
2.4	16	"Crafts training under the dual system" Pilot Project (2004)	Проект "Занаятчийско обучение по дуалната система, пилотен проект (2004г.)"

3 - Job rotation and job sharing

3.1	17	Provision of incentives to employers to hire unemployed people to fill in for employees attending training courses (Art. 45 of the EPA)	Насърчаване на работодателите да наемат безработни лица за времето, през което заетото лице е на обучение (чл. 45 от ЗНЗ)
-----	----	---	--

D.22 INVENTORY OF LMP INTERVENTIONS: България (Bǎlgarija), 2004

Category	Measure	Name (English)	Name (National language)	
4 - Employment incentives				
4.1	18	Provision of incentives to employers to hire unemployed people under 29 (Article 36 of EPA)	Стимулиране на работодателя да наема безработни лица до 29-годишна възраст (чл. 36 от ЗНЗ)	
4.1	19	Provision of incentives to employers to hire long-term unemployed (Article 37 of EPA)	Насърчаване на работодателите да наемат на работа продължително безработни лица (чл. 37 от ЗНЗ)	
4.1	20	Encouraging employer micro-enterprises to open new jobs through the subsidizing of the first 5 opened jobs (Article 50 of the EPA)	Стимулиране на работодатели-микропредприятия да разкриват работни места, като се субсидират първите 5 разкрити работни места (чл.50 от ЗНЗ)	
4.1	21	Provision of incentives to employers to hire unemployed people as part-timers (Article 51 of the EPA)	Насърчаване на работодателите да наемат безработни лица на непълно работно време (чл.51 от ЗНЗ)	
4.1	22	Provision of incentives to employers to create jobs for unemployed people, who are single parents of children up to 3 years of age.	Насърчаване на работодателите да наемат безработни лица – самотни родители (осиновители) с деца до 3-годишна възраст (чл. 53 от ЗНЗ)	
4.1	23	Provision of incentives to employers to hire unemployed women over the age of 50 and unemployed men over the age of 55 (Art. 55a of the EPA)	Насърчаване на работодателите да наемат безработни жени над 50-годишна възраст и мъже над 55-годишна възраст (чл.55 а от ЗНЗ)	
4.1	24	"Support in retirement" national programme	Национална програма "Помощ за пенсиониране"	
4.2	25	Employment protection and maintenance (Art. 57, Paragraph 1 of the EPA)	Насърчаване на работодателите да запазват заетостта при намаляване обемът на работа или спиране на работа (чл. 57 ал. 1 от ЗНЗ)	
5 - Integration of the disabled				
5	26	"Entrepreneurship promotion amongst people with reduced capacity" Programme	Програма "Насърчаване предприемачеството на лицата с намалена работоспособност"	
5.1	27	Provision of incentives to employers to create jobs for unemployed people with permanently reduced capacity to work (Art. 52 of the EPA)	Насърчаване на работодателите да разкриват работни места за наемане на безработни лица с трайно намалена работоспособност (чл. 52 от ЗНЗ)	
5.1,5.2,5.3	46	National programme for disabled people's training and employment	Национална програма за обучение и заетост на хора с увреждания	
6 - Direct job creation				
6.2	28	"Employment for young people with university degree in public administration" programme	Програма "Заетост на младежи с висше образование в публичната администрация"	
6.2	29	"Employment in support of the Bulgarian theatre" National programme	Национална програма "Заетост в подкрепа на българския театър"	
6.2	30	"Crop protection" National programme	Национална програма "Опазване на реколта"	
7 - Start-up incentives				
7	31	"Employment through business support" Project (JOBS)	Проект "Заетост чрез подкрепа на бизнеса"(JOBS)	
7	32	Vocational training to individuals having received a credit under the "Microcredit guarantee fund" Project (Art. 48 of the EPA)	Обучение на лицата, получили кредит по проекта "Гаранционен фонд за микрокредитиране" (чл.48а от ЗНЗ)	
7	33	Encouraging entrepreneurship among agricultural producers (Article 49a of the EPA)	Насърчаване на предприемачеството сред земеделските производители (чл. 49 а от ЗНЗ)	
7	34	Programme for encouraging employment and vocational training in the apiculture	Програма за насърчаване на заетостта и професионалното обучение в областта на пчеларството	
7	35	"Provision of entrepreneurship incentives for women in the sphere of childcare services" Project	Проект "Стимулиране на самостоятелната стопанска дейност на жени за оказване на услуги при отглеждане на деца "	
8 - Out-of-work income maintenance and support				
8.1.1	37	Unemployment benefits	Обезщетения за безработица	
8.3	38	Part-time unemployment benefits (Article 54b of Social Insurance Code)	Обезщетения за безработица за наети на непълно работно време (чл. 54b ал.6 от КСО)	
8.4	36	Redundancy compensation (Decree 141 of the Council of Ministers)	Обезщетение поради съкращение на работни места (Постановление 141)	

D.22 INVENTORY OF LMP INTERVENTIONS: България (Bǎlgarija), 2004

Category	Measure	Name (English)	Name (National language)	
----------	---------	----------------	--------------------------	---

9 - Early retirement

Mixed measures

1.1.1.4	48	Encouraging the territorial mobility of the unemployed people (Article 42, paragraph 2 of EPA)	Насърчаване на териториалната мобилност на безработните лица (чл. 42 от ЗНЗ)
2.1.4.1	47	Reintegration of Ex-convicts	Ресоциализация на освободени от "местата за лишаване от свобода"
2.1.4.1	49	Provision of incentives to employers to hire unemployment benefits recipients at part-time working arrangements (Article 43 of EPA)	Наемане на безработни лица, получавали обезщетения за безработица не повече от 5 месеца, за 4 часа (чл. 43 от ЗНЗ)
2.1.6.2	42	"Welfare to work" national programme	Национална програма "От социални помощи към осигуряване на заетост"
2.1.6.2	43	"Employment for teachers in the training of disabled children" Programme	Програма за заетост на учители в обучение на деца с увреждания
2.1.6.2	44	"Beautiful Bulgaria" Project	Проект "Красива България"
4.1.7	45	National agricultural producers programme	Национална програма за земеделски производители
4.1.7	50	Entrepreneurship promotion (Art. 47, 48, 49 of the EPA)	Насърчаване на предприемачеството (чл. 47, 48, 49 от ЗНЗ)

Count of measures 47

D.23 INVENTORY OF LMP INTERVENTIONS: România , 2004

Category	Measure	Name (English)	Name (National language)	
1 - Labour market services				
1.1	5	Information and professional counselling for registered jobseekers	Informarea și consilierea profesională	
1.1	31	Administration cost for labour market services	Costul administrativ al serviciilor privind piata muncii	
1.1.2	3	Information and counselling services provided by ANOFM to employees at risk of losing their job	Preconcediere sub forma informării și consilierii acordate de ANOFM	
1.1.2	6	Labour mediation	Medierea muncii	
1.2.1	29	Administration cost for active measures	Costul administrativ al masurilor active	
1.2.2	30	Administration cost for passive measures	Costul administrativ al masurilor pasive	
2 - Training				
2	17	Subsidies for training	Subvenții pentru pregătirea profesională	
2.1	4	Training services prior to dismissal	Măsurile de preconcediere sub forma cursurilor de instruire	
2.1	7	Training for registered unemployed	Formarea profesională	
3 - Job rotation and job sharing				
4 - Employment incentives				
4.1	9	Credits for unemployed entrepreneurs aimed at creating new jobs for other unemployed persons	Credite pentru șomerii care creează locuri de muncă pentru șomeri	
4.1	10	Credits for entrepreneurs aimed at creating new jobs for unemployed persons	Credite pentru alte persoane care creează locuri de muncă pentru șomeri	
4.1	12	Installation allowance	Prima de încadrare neimpozabilă	
4.1	13	Relocation allowance	Prima de instalare neimpozabilă	
4.1	18	Subsidies for employers taking on registered unemployed	Subvenționarea locurilor de muncă având ca țintă șomerii	
4.1	21	Incentives for employers taking on registered	Facilități acordate angajatorilor	
4.1.1	11	Income top-up for unemployed persons finding work before the expiry of the unemployment benefit period	Completarea veniturilor salariale ale angajaților	
4.1.1	15	Subsidies for creating jobs for graduates from the medical sector	Subvenționarea locurilor de muncă având ca țintă absolvenții de învățământ sanitar (farmaciști și medici)	
4.1.2	14	Subsidies for graduate recruitment	Subvenționarea locurilor de muncă având ca țintă absolvenții de învățământ	
4.2	26	Other measures for young people with difficulties and at risk of professional exclusion	Alte măsuri pentru tinerii în dificultate	
5 - Integration of the disabled				
5.1	16	Subsidies for creating jobs for disabled graduates	Subvenționarea locurilor de muncă având ca țintă absolvenții cu handicap	
5.1	19	Subsidies for the recruitment of disabled persons	Subvenționarea locurilor de muncă având ca țintă persoanele handicapate	
6 - Direct job creation				
6	25	Solidarity contracts for young people with difficulties and at risk of professional exclusion	Contracte de solidaritate pentru tinerii aflați în dificultate	
6.2	20	Temporary employment	Ocuparea temporară	
7 - Start-up incentives				
7	8	Counselling for business start-up	Consultanță și asistență pentru începerea unei activități independente sau pentru inițierea unei afaceri	
7	24	Support for business start-up by students	Facilități pentru studenți	

D.23 INVENTORY OF LMP INTERVENTIONS: România , 2004

Category	Measure	Name (English)	Name (National language)	
----------	---------	----------------	--------------------------	---


8 - Out-of-work income maintenance and support

8.1.1,8.1.2	1	Unemployment indemnity	Indemnizatia de șomaj	
8.1.1,8.1.2	2	Unemployment indemnity 2	Indemnizatia de șomaj 2	
8.1.2,8.4	22	Support in case of restructuring in the defence sector or state owned companies	Venituri în completare	
8.4	23	Compensation in case of restructuring of state owned companies and collective lay offs	Plăți unice în cazul reorganizării și privatizării unor societăți cu capital majoritar de stat și plăți compensatorii in cazul concedierilor colective	

9 - Early retirement


Count of measures 29

D.24 INVENTORY OF LMP INTERVENTIONS: Norway, 2004

Category	Measure	Name (English)	Name (National language)	
1 - Labour market services				
1.1.1.2,	26	Services of the Public Employment Service (Aetat)	Arbeidssøkere registrert i Arbeidsmarkedsetaten (Aetat)	
1.2.2,1.2.3				
1.1	33	Job placement through service providers (KAT)	Formidlingstjenester(KAT)	
1.1	34	Job placement for unemployed from the government (VALS)	Formidlingstjenester ventelønn (VALS)	
1.1.2	4	Job clubs	Jobbklubber	
2 - Training				
2.1	7	Labour Market Training (AMO)	Arbeidsmarkedsopplæring (AMO)	
2.2	8	Work experience in ordinary enterprises	Arbeidspraksis, ordinær virksomhet	
2.2	9	In-house training (BIO)	Bedriftsintern opplæring (BIO)	
3 - Job rotation and job sharing				
3.1	12	Temporary substitute places	Vikarplasser	
4 - Employment incentives				
4.1	5	Mobility promoting grants	Mobilitetsfremmende stønader	
4.1.1	6	Wage subsidies to employers	Lønnstilskudd til arbeidsgivere	
5 - Integration of the disabled				
5.1	13	In-house rehabilitation (BIA)	Bedriftsintern Attføring (BIA)	
5.1	14	Temporary employment measures for the occupationally disabled	Midlertidige sysselsettingstiltak, yrkeshemmede	
5.1	18	Integration subsidies	Integreringstilskudd	
5.1	19	Supported employment (AB)	Arbeid med bistand (AB)	
5.1	21	Work experience - Practice in regular places of work for the occupationally disabled	Arbeidspraksis yrkeshemmede, hospitering	
5.1	23	Sheltered workshops (AMB phase 1)	Arbeidsmarkedsbedrifter (AMB) fase1	
5.1	28	Wage subsidies for the occupationally disabled	Lønnstilskudd yrkeshemmede	
5.1	30	Work experience in ordinary enterprises for the occupationally disabled	Arbeidspraksis yrkeshemmede, ordinær virksomhet	
5.1	31	Flexijob	Fleksijobb	
5.1	35	Labour Market Training for occupationally disabled (AMO)	Arbeidsmarkedsopplæring for yrkeshemmede (AMO)	
5.2	15	Work experience in sheltered enterprises	Arbeidspraksis yrkeshemmede, skjermet virksomhet	
5.2	24	Sheltered workshops (AMB phase 2)	Arbeidsmarkedsbedrifter (AMB) fase2	
5.3	22	Education in regular schools	Utdanning i ordinære skoler	
6 - Direct job creation				
6.2	11	Temporary public employment (KAJA)	Kompetanse, arbeidstrening og jobbskaping for arbeidsledige (KAJA)	
7 - Start-up incentives				
7	25	Start your own business	Egen etablering	
8 - Out-of-work income maintenance and support				
8.1,8.3,	1	Unemployment benefits	Dagpenger under arbeidsløshet	
8.4,8.5				
8.1.2	27	Payments for occupational rehabilitation between measures	Attføringspenger mellom tiltak	
8.1.2	29	Waiting benefit	Ventestønad	
9 - Early retirement				
Count of measures		28		

E EXTERNAL AND REFERENCE DATA

E.1 GDP & currency exchange rates, 2004

 eurostat	GDP	Exchange rate
	<i>Euro (Mrd), Current market prices</i>	<i>National currency units per Euro</i>
EU-25 ¹	10,379.4	
EU-15	9,894.7	
BE	288.1	40.340
CZ	86.8	31.891
DK	196.3	7.440
DE	2,215.7	1.956
EE	9.0	15.647
EL	167.2	340.750
ES	837.3	166.386
FR	1,648.4	6.560
IE	148.6	0.788
IT	1,351.3	1,936.270
CY	12.5	0.582
LV ¹	9.9	0.665
LT	18.1	3.453
LU	25.7	40.340
HU	81.1	251.660
MT	4.3	0.428
NL	488.6	2.204
AT	237.0	13.760
PL	203.7	4.527
PT	142.3	200.482
SI	26.1	239.087
SK	33.1	41.489
FI	149.7	5.946
SE	282.0	9.124
UK	1,716.5	0.679
BG	19.5	1.953
RO ¹	50.7	37,551.000
NO	204.4	8.370

LV & RO: Data refer to 2003. EU-25 includes 2003 data for LV.

Source: Eurostat, NewCronos. Data extracted on 31 January 2006

E.2 Numbers of unemployed and other jobseekers, 2004

E.2.1 Registered jobseekers and registered unemployed, 2004

i. All ages

EUROSTAT	Annual average (1000s)								
	Men and women			Men			Women		
	Total registered jobseekers	Registered unemployed	Other registered jobseekers	Total registered jobseekers	Registered unemployed	Other registered jobseekers	Total registered jobseekers	Registered unemployed	Other registered jobseekers
EU-25 ¹	:	:	:	:	:	:	:	:	:
EU-15	:	:	:	:	:	:	:	:	:
BE	705.2	576.6	128.6	309.5	271.3	38.3	395.6	305.4	90.3
CZ	:	537.4	:	:	262.1	:	:	275.3	:
DK	286.7	194.1	92.6	:	89.0	:	:	105.1	:
DE ²	5,848.7	4,381.3	1,512.0	3,254.5	2,448.7	829.6	2,594.2	1,932.6	682.4
EE	:	:	:	:	:	:	:	:	:
EL	:	520.4	:	:	:	:	:	:	:
ES	3,127.7	2,113.7	1,014.0	1,246.1	854.3	391.8	1,881.6	1,259.4	622.2
FR	3,791.7	2,686.3	1,105.4	1,777.9	1,306.7	471.2	2,013.8	1,379.6	634.2
IE	:	166.0	:	:	96.1	:	:	70.0	:
IT	:	:	:	:	:	:	:	:	:
CY	:	:	:	:	:	:	:	:	:
LV ¹	91.3	91.2	0.0	37.7	37.6	0.0	53.6	53.6	0.0
LT	184.7	142.5	42.2	83.9	62.1	21.8	100.8	80.4	20.4
LU	:	8.7	:	:	4.7	:	:	4.0	:
HU	:	376.0	:	:	193.3	:	:	182.6	:
MT	:	:	:	:	:	:	:	:	:
NL	769.7	685.4	84.3	392.7	352.6	40.1	377.0	332.7	44.2
AT	262.7	243.9	18.8	148.4	140.3	8.1	114.4	103.6	10.8
PL	:	:	:	:	:	:	:	:	:
PT	504.1	461.4	42.6	211.8	199.5	12.3	292.3	261.9	30.3
SI	:	:	:	:	:	:	:	:	:
SK	:	383.2	0.8	:	193.1	:	:	190.1	:
FI	524.3	288.4	235.9	246.3	152.2	94.2	278.0	136.2	141.7
SE	651.6	239.2	412.4	321.3	135.1	186.2	330.4	104.1	226.3
UK	:	841.4	:	:	623.6	:	:	217.8	:
	:	:	:	:	:	:	:	:	:
BG	473.1	469.2	3.9	213.2	211.5	1.7	259.9	257.7	2.2
RO ¹	702.5	689.5	12.9	:	:	:	:	:	:
NO	239.7	91.6	148.1	123.3	52.2	71.1	116.4	39.4	77.0

Source: LMP database. Data extracted on 06 March 2006.

1 LV & RO: Data refer to 2003. EU-25 includes 2003 data for LV.

2 DE: the figure for Other registered jobseekers includes 44,576 registered apprenticeship seekers who are not considered part of the population of registered jobseekers.

E.2.1 Registered jobseekers and registered unemployed, 2004 (continued)

ii. Youth (aged <25)

EUROSTAT eurostat	Annual average (1000s)								
	Men and women			Men			Women		
	Total registered jobseekers	Registered unemployed	Other registered jobseekers	Total registered jobseekers	Registered unemployed	Other registered jobseekers	Total registered jobseekers	Registered unemployed	Other registered jobseekers
EU-25 ¹	:	:	:	:	:	:	:	:	:
EU-15	:	:	:	:	:	:	:	:	:
BE	:	:	:	:	:	:	:	:	:
CZ	:	122.0	:	:	70.0	:	:	52.0	:
DK	:	14.3	:	:	7.5	:	:	6.8	:
DE	833.4	504.4	373.6	496.2	311.6	208.5	337.2	192.8	165.1
EE	:	:	:	:	:	:	:	:	:
EL	:	:	:	:	:	:	:	:	:
ES	452.2	282.2	170.0	201.1	128.6	72.5	251.1	153.6	97.5
FR	604.2	428.1	176.1	296.6	216.1	80.5	307.6	212.0	95.6
IE	:	31.9	:	:	18.0	:	:	13.9	:
IT	:	:	:	:	:	:	:	:	:
CY	:	:	:	:	:	:	:	:	:
LV ¹	:	12.4	:	:	4.9	:	:	7.5	:
LT	19.7	13.6	6.1	9.4	6.4	3.0	10.2	7.2	3.1
LU	:	:	:	:	:	:	:	:	:
HU	:	60.0	:	:	:	:	:	:	:
MT	:	:	:	:	:	:	:	:	:
NL	73.3	66.0	7.3	:	33.7	:	:	32.3	:
AT	48.0	38.7	9.2	26.2	21.9	4.3	21.8	16.9	4.9
PL	:	:	:	:	:	:	:	:	:
PT	76.3	70.5	5.8	29.5	27.8	1.7	46.8	42.7	4.1
SI	:	:	:	:	:	:	:	:	:
SK	:	:	:	:	:	:	:	:	:
FI	71.7	35.7	36.0	34.6	19.6	15.0	37.1	16.1	21.0
SE	109.8	42.8	67.0	54.7	24.5	30.2	55.1	18.3	36.9
UK	:	246.7	:	:	167.3	:	:	79.5	:
	:	:	:	:	:	:	:	:	:
BG	67.7	66.9	0.8	32.1	31.8	0.4	35.5	35.1	0.4
RO ¹	:	:	:	:	:	:	:	:	:
NO	36.9	16.5	20.4	21.9	10.6	11.3	15.0	5.9	9.1

Source: LMP database. Data extracted on 06 March 2006.

1 LV & RO: Data refer to 2003. EU-25 includes 2003 data for LV.

2 DE: the figure for Other registered jobseekers includes 44,576 registered apprenticeship seekers who are not considered part of the population of registered jobseekers.

E.2.2 Registered unemployed by sex, age and duration of unemployment, 2004

i. All ages

EUROSTAT	Annual average (1000s)						% total unemployed		
	Total			Long-term unemployed (>6 months for persons aged <25 and >12 months for persons aged 25+)			Long-term unemployed (%)		
	Total	Men	Women	Total	Men	Women	Total	Men	Women
EU-25 ¹	:	:	:	:	:	:	:	:	:
EU-15	:	:	:	:	:	:	:	:	:
BE	576.6	271.3	305.4	:	:	:	:	:	:
CZ	537.4	262.1	275.3	:	:	:	:	:	:
DK	194.1	89.0	105.1	:	:	:	:	:	:
DE	4,381.3	2,448.7	1,932.6	:	:	:	:	:	:
EE	:	:	:	:	:	:	:	:	:
EL	520.4	:	:	:	:	:	:	:	:
ES	2,113.7	854.3	1,259.4	:	:	:	:	:	:
FR	2,686.3	1,306.7	1,379.6	1,032.0	500.4	531.6	38.4	38.3	38.5
IE	166.0	96.1	70.0	51.8	34.3	17.6	31.2	35.7	25.1
IT	:	:	:	:	:	:	:	:	:
CY	:	:	:	:	:	:	:	:	:
LV ¹	91.2	37.6	53.6	:	:	:	:	:	:
LT	142.5	62.1	80.4	41.7	:	:	29.3	:	:
LU	8.7	4.7	4.0	:	:	:	:	:	:
HU	376.0	193.3	182.6	:	:	:	:	:	:
MT	:	:	:	:	:	:	:	:	:
NL	685.4	352.6	332.7	368.3	:	:	53.7	:	:
AT	243.9	140.3	103.6	21.9	13.8	8.1	9.0	9.8	7.8
PL	:	:	:	:	:	:	:	:	:
PT	461.4	199.5	261.9	205.0	90.5	114.5	44.4	45.3	43.7
SI	:	:	:	:	:	:	:	:	:
SK	383.2	193.1	190.1	:	:	:	:	:	:
FI	288.4	152.2	136.2	74.2	42.4	31.7	25.7	27.9	23.3
SE	239.2	135.1	104.1	0.2	0.1	0.1	0.1	0.1	0.1
UK	841.4	623.6	217.8	164.9	127.9	37.0	19.6	20.5	17.0
BG	469.2	211.5	257.7	260.4	114.3	146.1	55.5	54.0	56.7
RO ¹	689.5	:	:	:	:	:	:	:	:
NO	91.6	52.2	39.4	:	:	:	:	:	:

Source: LMP database. Data extracted on 06 March 2006.

1 LV & RO: Data refer to 2003. EU-25 includes 2003 data for LV.

E.2.2 Registered unemployed by sex, age and duration of unemployment, 2004 (continued)

ii. Youth (aged <25)

EUROSTAT	Annual average (1000s)			Annual average (1000s)			% youth unemployed		
	Total			Long-term unemployed (>6 months)			Long-term unemployed (>6 months)		
	Total	Men	Women	Total	Men	Women	Total	Men	Women
EU-25 ¹	:	:	:	:	:	:	:	:	:
EU-15	:	:	:	:	:	:	:	:	:
BE	:	:	:	:	:	:	:	:	:
CZ	122.0	70.0	52.0	:	:	:	:	:	:
DK	14.3	7.5	6.8	:	:	:	:	:	:
DE	504.4	311.6	192.8	:	:	:	:	:	:
EE	:	:	:	:	:	:	:	:	:
EL	:	:	:	:	:	:	:	:	:
ES	282.2	128.6	153.6	:	:	:	:	:	:
FR	428.1	216.1	212.0	134.9	66.8	68.0	31.5	30.9	32.1
IE	31.9	18.0	13.9	9.9	5.2	4.7	30.9	29.0	33.4
IT	:	:	:	:	:	:	:	:	:
CY	:	:	:	:	:	:	:	:	:
LV ¹	:	:	:	:	:	:	:	:	:
LT	13.6	6.4	7.2	4.3	:	:	31.7	:	:
LU	:	:	:	:	:	:	:	:	:
HU	60.0	:	:	:	:	:	:	:	:
MT	:	:	:	:	:	:	:	:	:
NL ²	66.0	33.7	32.3	22.6	:	:	34.2	:	:
AT	38.7	21.9	16.9	1.8	1.0	0.8	4.7	4.5	5.0
PL	:	:	:	:	:	:	:	:	:
PT	70.5	27.8	42.7	25.1	9.8	15.3	35.6	35.2	35.8
SI	:	:	:	:	:	:	:	:	:
SK	:	:	:	:	:	:	:	:	:
FI	35.7	19.6	16.1	4.5	2.6	1.9	12.6	13.5	11.5
SE	42.8	24.5	18.3	0.0	0.0	0.0	0.0	0.0	0.0
UK	246.7	167.3	79.5	40.4	27.5	12.9	16.4	16.5	16.2
BG	66.9	31.8	35.1	39.7	19.4	20.3	59.4	61.1	57.8
RO ¹	:	:	:	:	:	:	:	:	:
NO	16.5	10.6	5.9	:	:	:	:	:	:

Source: LMP database. Data extracted on 06 March 2006.

- 1 LV & RO: Data refer to 2003. EU-25 includes 2003 data for LV.
 2 NL: data for unemployed youth by duration refer to persons aged under 23.

E.2.2 Registered unemployed by sex, age and duration of unemployment, 2004 (continued)


iii. Adults (aged 25+)

EUROSTAT	Annual average (1000s)			Annual average (1000s)			% adult unemployed		
	Total			Long-term unemployed (>12 months)			Long-term unemployed (>12 months)		
	Total	Men	Women	Total	Men	Women	Total	Men	Women
EU-25 ¹	:	:	:	:	:	:	:	:	:
EU-15	:	:	:	:	:	:	:	:	:
BE	:	:	:	:	:	:	:	:	:
CZ	415.4	192.1	223.3	:	:	:	:	:	:
DK	179.8	81.5	98.3	:	:	:	:	:	:
DE	3,876.9	2,137.2	1,739.7	:	:	:	:	:	:
EE	:	:	:	:	:	:	:	:	:
EL	:	:	:	:	:	:	:	:	:
ES	1,831.5	725.7	1,105.8	:	:	:	:	:	:
FR	2,258.3	1,090.6	1,167.6	897.2	433.6	463.6	39.7	39.8	39.7
IE	134.1	78.1	56.0	42.0	29.1	12.9	31.3	37.2	23.0
IT	:	:	:	:	:	:	:	:	:
CY	:	:	:	:	:	:	:	:	:
LV ¹	:	:	:	:	:	:	:	:	:
LT	128.9	55.7	73.2	37.4	:	:	29.0	:	:
LU	:	:	:	:	:	:	:	:	:
HU	316.0	:	:	:	:	:	:	:	:
MT	:	:	:	:	:	:	:	:	:
NL	619.3	318.9	300.4	345.7	:	:	55.8	:	:
AT	205.1	118.4	86.7	20.1	12.8	7.3	9.8	10.8	8.4
PL	:	:	:	:	:	:	:	:	:
PT	391.0	171.7	219.2	179.9	80.7	99.2	46.0	47.0	45.3
SI	:	:	:	:	:	:	:	:	:
SK	:	:	:	:	:	:	:	:	:
FI	252.7	132.6	120.1	69.7	39.8	29.9	27.6	30.0	24.9
SE	196.4	110.6	85.8	0.2	0.1	0.1	0.1	0.1	0.1
UK	594.7	456.4	138.3	124.4	100.4	24.1	20.9	22.0	17.4
BG	402.3	179.7	222.6	220.7	94.9	125.8	54.9	52.8	56.5
RO ¹	:	:	:	:	:	:	:	:	:
NO	75.1	41.6	33.5	:	:	:	:	:	:

Source: LMP database. Data extracted on 06 March 2006.

1 LV & RO: Data refer to 2003. EU-25 includes 2003 data for LV.

E.2.3 LFS unemployed, 2004

 eurostat	LFS unemployed <i>Annual average (1000s)</i>
EU-25 ¹	:
EU-15	14,885.5
BE	379.0
CZ	:
DK	159.8
DE	4,261.0
EE	63.5
EL	505.8
ES	2,213.5
FR	2,460.3
IE	88.8
IT	1,960.3
CY	16.7
LV ¹	118.8
LT	184.3
LU	9.0
HU	252.5
MT	11.8
NL	387.0
AT	194.8
PL	3,230.5
PT	365.0
SI	63.3
SK	483.0
FI	228.8
SE	299.5
UK	1,373.3
BG	400.0
RO ¹	799.5
NO	99.0

LV & RO: Data refer to 2003. EU-25 includes 2003 data for LV.

Source: Eurostat, NewCronos. Data extracted on 31 January 2006. Data are averages of quarterly surveys except DE, which is Q2 only.

F REFERENCE INFORMATION

F.1 Methodological information

1. Scope

The scope of the LMP database is defined as including all labour market measures which can be described as: *Public interventions in the labour market aimed at reaching its efficient functioning and to correct disequilibria and which can be distinguished from other general employment policy measures in that they act selectively to favour particular groups in the labour market.*

Public interventions refer to measures taken by general government in this respect which involve expenditure, either in the form of actual disbursements or of foregone revenue (reductions in taxes, social contributions or other charges normally payable). General government should be understood as including central government, state/regional government, local government and the social security funds. (See the LMP Methodology for detailed definitions.)

The scope of the database is also limited to labour market measures which are explicitly targeted in some way at groups of people with difficulties in the labour market - referred to here as target groups (i.e. it therefore excludes more general employment policies). In broad terms this covers people who are unemployed, people in employment but in risk of involuntary job-loss, and inactive persons who are currently not part of the labour force (in the sense that they are not employed or unemployed according to the ILO definitions¹) but who would like to enter the labour market and are disadvantaged in some way. (See the LMP Methodology for detailed definitions.)

Measures which act in the labour market but which are not targeted at disadvantaged groups are considered as general employment measures and should not be included in this data collection.

2 Coverage

The database aims to cover information on the whole territory of each country.

Data in this publication refer to 2003 unless otherwise specified by footnotes.

3. Statistical unit

The statistical unit in the LMP data collection is the labour market *measure*. The LMP questionnaire then requests information for a number of variables, both quantitative and qualitative, which apply to and describe the statistical unit so defined.

4. Classification of measures

Measures are classified in two ways - by type of action (e.g. training or employment incentives) and by type of expenditure (e.g. transfers to individuals or transfers to employers).

4.1 Classification by type of action

The type of action refers to the way in which a measure acts to achieve its objectives. The classification scheme identifies one category of labour market services and eight categories of LMP measures, most with two or more sub-categories (see table F.3). Brief definitions of each category are given below. (See the LMP methodology for further details and for conventions relating to each category.)

A measure incorporating actions from more than one category is known as a *mixed* measure.

Throughout this publication the term *category* (or *categories*) refers to categories of the classification by type of action (except paragraph 4.2 below which defines the classification by type of expenditure).

Categories of the classification by type of action:

1 – Labour market services: *Services and activities (not covered in categories 2-9) undertaken by the PES, other public agencies or any other bodies contracted under public finance, which facilitate the integration of unemployed and other jobseekers in the labour market or which assist employers in recruiting and selecting staff.*

2 - Training: *Programmes which aim to improve the employability of the unemployed and other target groups through training, and which are financed by public bodies. Measures included here should include some evidence of classroom teaching, or if in the workplace, supervision specifically for the purpose of instruction.*

¹The ILO definition of 'unemployed' refers to persons who, during the reference period, were:

(a) without work, i.e. were not in paid employment or self-employment;

(b) currently available for work, i.e. were available for paid employment or self-employment during the reference period;

(c) seeking work, i.e. had taken specific steps in a specified recent period to seek paid employment or self-employment.

3 - Job rotation and job sharing: *Programmes that facilitate the insertion of an unemployed person or a person from another target group into a work placement by substituting hours worked by an existing employee.*

4 - Employment incentives: *Programmes which facilitate the recruitment of unemployed persons and other target groups, or help to ensure the continued employment of persons at risk of involuntary job loss. The majority of the labour cost is normally covered by the employer.*

5 - Integration of the disabled: *Programmes that aim to promote integration of disabled persons into the labour market.*

6 - Direct job creation: *Programmes that create additional jobs, usually of community benefit or socially useful, in order to find employment for the long-term unemployed or persons otherwise difficult to place. The majority of the labour cost is normally covered by the public finance.*

7 - Start-up incentives: *Programmes that promote entrepreneurship by encouraging the unemployed and target groups to start their own business or to become self-employed.*

8 - Out-of-work income maintenance: *Programmes which aim to compensate individuals for loss of wage or salary through the provision of cash benefits when:*
- *a person is capable of working and available for work but is unable to find suitable employment.*
- *a person is on lay-off or enforced short-time work or is otherwise temporarily idle for economic or other reasons (including seasonal effects).*
- *a person has lost his/her job due to restructuring or similar (redundancy compensation).*

9 - Early retirement: *Programmes which facilitate the full or partial early retirement of older workers who are assumed to have little chance of finding a job or whose retirement facilitates the placement of an unemployed person or a person from another target group.*

4.2 Classification by type of expenditure

The type of expenditure refers to the ways in which public funds are issued in order to benefit target groups. The classification scheme (see table F.4) is based firstly upon who is the direct recipient of the public money and then the type of expenditure involved (cash payment or foregone revenue) and the way it is disbursed (periodic or lump-sum payment). The direct recipient of public expenditure may be the individual beneficiaries, their employers, or service providers that produce goods and services provided

as benefits in kind (e.g. training). Many measures utilise more than one type of expenditure.

Categories of the classification by type of expenditure:

1 - Transfers to individuals: *public expenditure transferred directly to individuals and which are paid in cash or through a reduction in obligatory levies.*

2 - Transfers to employers: *public expenditure transferred directly to employers and which are paid in cash or through a reduction in obligatory levies.*

3 - Transfers to service providers: *public expenditure transferred directly to producers of goods and services that are provided to individuals or to employers as benefits in kind.*

Sub-categories of the classification by type of expenditure:

1 - Periodic cash payments: *cash payments issued at regular intervals, such as each week, month or quarter.*

2 - Lump sum payments: *cash payments issued on a single occasion or in the form of a lump sum.*

3 - Reimbursements: *payments that reimburse the recipient in whole or in part for certified expenditure on specified goods and services.*

4 - Reductions in social contributions: *full or partial exemptions to obligatory social contributions.*

5 - Reductions in taxes: *full or partial exemptions to taxes or other obligatory levies other than social contributions.*

5. Expenditure

Item 18 of the LMP questionnaire relates to public expenditure on LMP measures. The expenditure to be reported is defined as being *"...the value of all benefits provided to individuals or organisations in the form of cash, reimbursements, directly provided goods and services, and revenue foregone through reductions in obligatory levies. The administrative costs associated with the measure should not be included."*

Data are reported as a total (18.1) and then broken down by the three main types of expenditure following the classification by type of expenditure - Transfers to individuals (18.2), Transfers to employers (18.3) and Transfers to service providers (18.4). Items 18.2 and 18.3 are further broken down by the 5 detailed types of expenditure (see paragraph 4.2 above).

6. Participants

The LMP collects information on public interventions (measures) in favour of persons disadvantaged in the labour market. Three variables are requested in order to evaluate the numbers of participants in these measures: stock, entrants and exits (respectively items 19, 20 and 21 in the questionnaire).

19. Stock refers to *the number of participants in a measure at a given moment*. The methodology specifies that an annual average stock should be calculated on the basis of monthly or weekly observations. As far as is known, any figures derived using less than quarterly observations are identified by footnotes. A person that participates twice in a given measure, each time for 3 months, gives exactly the same weight to the stock figure as a person who participates once for six months - $(3+3)/12 = 6/12 = 0.5$.

20. Entrants refers to *the number of participants joining the measure during the year (inflow)*. Persons already in the measure from the previous year are not included. The measurement includes all new starts so that a given individual may be counted more than once if they join, leave and then rejoin a measure during the year. As far as is known, any observations not derived in this way are identified by footnotes.

21. Exits refers to *the number of participants leaving the measure during the year (outflow)*. This includes completed participations and drop-outs - i.e. persons leaving a measure before completion, including those who leave early for positive reasons (i.e. because they have found work or have returned to education). As with entrants, the observation refers to participations and not individuals so that any given individual may be counted more than once. As far as is known, any observations not conforming to this definition are identified by footnotes.

The LMP questionnaire also requests breakdowns of participants using the following variables: 22 Sex; 23 Age; 24 Duration of unemployment; 25 Previous employment status of entrants; 26 Completions and drop-outs; 27 Destination of exits. (See the LMP Methodology for detailed definitions.)

F.2 LMP questionnaire



	Year	12.5	European Social Fund (ESF)
	Country	12.5.1	ESF contribution (%)
1	Measure number	12.6	Other
2	Measure name	15	Responsible institution
	Full	15.1	Central government
	Components	15.2	State/regional government
3	Description	15.3	Local government
3.1	Aim	15.4	Social security funds
3.2	Beneficiaries	15.5	Trade union or similar
3.3	Action/Instrument	15.6	Public employment services
3.4	Financing/support	17	Implementation of measure
3.5	Eligibility	17.1	Year started
3.6	Legal basis	17.2	Year ended
3.7	Recent changes	17.3	Full scale/pilot
4	Type of action	18	Expenditure
4.1	Class	18.1	Total
4.2	Measure components	18.2	Transfers to individuals
5	Type of expenditure	18.2.1	Periodic cash payments
5.1	Transfers to individuals	18.2.2	Lump-sum payments
5.1.1	Periodic cash payments	18.2.3	Reimbursements
5.1.2	Lump-sum payments	18.2.4	Reduced social contributions
5.1.3	Reimbursements	18.2.5	Reduced taxes
5.1.4	Reduced social contributions	18.3	Transfers to employers
5.1.5	Reduced taxes	18.3.1	Periodic cash payments
5.2	Transfers to employers	18.3.2	Lump-sum payments
5.2.1	Periodic cash payments	18.3.3	Reimbursements
5.2.2	Lump-sum payments	18.3.4	Reduced social contributions
5.2.3	Reimbursements	18.3.5	Reduced taxes
5.2.4	Reduced social contributions	18.4	Transfers to service providers
5.2.5	Reduced taxes		Not specified
5.3	Transfers to service providers		Metadata (expenditure)
6	Target groups		Source
6.1	Unemployed		Notes (formal)
6.1.1	LTU		Notes (free)
6.2	Employed at risk	19-27	Participants
6.3	Inactive	19	Stock
6.4	Registered jobseekers	19.1	Stock (total)
7	Detailed target groups	19.2	Stock (volume)
7.1	Youth	20	Entrants
7.2	Older	21	Exits
7.3	Disabled	22	Sex
7.4	Immigrants/ethnic minorities	23	Age
7.5	Re-entrants/lone parents	24	Unemployed by duration
7.6	Public priorities and other	25	Previous status
8	Unemployment registration	25.1	Unemployed
8.1	Condition for participation	25.1.1	Registered
8.2	Registration continued	25.2	Employed
9	Receipt of other cash benefits	25.3	Inactive
9.1	Unemployment benefit	25.4	Other measure
9.2	Other LMP benefit	26	Completion & drop-outs
9.3	Other benefit	26.1	Completions
9.4	Clarification	26.2	Drop-outs
10	Planned duration	27	Destination
10.1	Typical	27.1	Employment total
10.2	Maximum	27.1.1	Of which subsidized
11	Area of application	27.2	Other measure
11.1	National	27.3	Unemployment
11.2	Regional	27.4	Inactivity
11.3	Other	27.5	Unknown
12	Source of finance		Metadata (participants)
12.1	Central government budget		Observations
12.1.1	Ear-marked taxes		- Stock
12.2	State/regional government budget		- Entrants
12.3	Local government budget		- Exits
12.4	Social security funds		Source

	Notes (formal)
	Notes (free)
	Weight
28	Average duration of participation
	Metadata (average duration)
	Observations
	Notes (formal)
	Notes (free)


Notes

The numbering of items is not contiguous because some items have been eliminated from the LMP questionnaire and others added without a full revision of the LMP methodology. The current numbering reflects the current version of the LMP software and a final re-numbering will be completed with the next revision of the LMP-methodology.


F.3 Classification by type of action

Category	Name
1 1.1 1.1.1 1.1.2 1.2 1.2.1 1.2.2 1.2.3	Labour market services Client services Information services Individual case-management Other activities Administration of active measures Administration of measures in categories 8-9 Other services / activities
2 2.1 2.2 2.3 2.4	Training Institutional training Workplace training Integrated training Special support for apprenticeship
3 3.1 3.2	Job rotation and job sharing Job rotation Job sharing
4 4.1 4.1.1 4.1.2 4.2	Employment incentives Recruitment incentives Permanent Temporary Employment maintenance incentives
5 5.1 5.2 5.3	Integration of the disabled Regular employment Sheltered employment Other rehabilitation and training
6 6.1 6.2	Direct job creation Permanent Temporary
7	Start-up incentives
8 8.1 8.1.1 8.1.2 8.2 8.3 8.4 8.5	Out-of-work income maintenance and support Full unemployment benefits Unemployment insurance Unemployment assistance Partial unemployment benefits Part-time unemployment benefits Redundancy compensation Bankruptcy compensation
9 9.1 9.1.1 9.1.2 9.2 9.2.1 9.2.2	Early retirement Conditional Full Partial Unconditional Full Partial
X	Not classified


F.4 Classification by type of expenditure

Category	Name	
1	Total	
2	Transfers to individuals	
2.1	Periodic cash payments	
2.2	Lump-sum payments	
2.3	Reimbursements	
2.4	Reduced social contributions	
2.5	Reduced taxes	
3	Transfers to employers	
3.1	Periodic cash payments	
3.2	Lump-sum payments	
3.3	Reimbursements	
3.4	Reduced social contributions	
3.5	Reduced taxes	
4	Transfers to service providers	


F.5 Abbreviations by country

Country/Abbreviation	Meaning	
Generally applicable		
ESF	European Social Fund	
NAP	National (employment) action plan	
PES	Public employment service(s)	
SMEs	Small & medium sized enterprises	
Belgique/België		
ACS	Agents contractuels subventionnés	
ALE	Agence locale pour l'emploi	
AR	Arrêté royal	
BVA		
CCI	Chômeurs complets indemnisés	
CEI	Centre d'entreprise et d'innovation	
CFI	Communauté flamande	
CG	Communauté germanophone	
CPAS	Centre public d'aide sociale	
EFT	Entreprises de Formation par le Travail	
FBI	Fonds budgétaire interdépartemental	
FBIE	Fonds budgétaire interdépartemental pour l'emploi	
Fed	Fédéral	
FOREM	Office communautaire et régional de la formation professionnelle et de l'emploi pour la Région wallonne	
IBFFP	Institut bruxellois francophone pour la formation professionnelle	
IFPME	Institut de formation pour les petites et moyennes entreprises	
MRE	Missions régionales pour l'emploi	
OISP	Insertion socioprofessionnelle	
ONE	Office national de la naissance et de l'enfance	
ONEM	Office national de l'emploi	
ORBEM	Office régional bruxellois de l'emploi	
PIC-ADAPT	Programme d'initiative communautaire ADAPT	
PRC	Programmes de Résorption du Chômage	
PRIME	Projets régionaux d'insertion dans le marché de l'emploi	
PWA	Plaatselijk Werkgelegenheidsagentschap	
RBC	Région Bruxelles-capitale	
RF	Région flamande	
RW	Région wallonne	
TCT	Troisième circuit du travail	
UCM	Union des classes moyennes	
VDAB	Vlaamse Dienst voor Arbeid en Beroepsopleiding	
Danmark		
EØS	European Area of Economic Corporation, which consists of the EU, Norway, Iceland and Liechtenstein.	
SU	State educational support	
VERPS	Voluntary early retirement pay scheme	
Deutschland		
ABM	Arbeitsbeschaffungsmaßnahmen	
AFG	Arbeitsförderungsgesetz	
AfL	Arbeit für Langzeitarbeitslose	
AlhiV	Arbeitslosenhilfe-Verordnung	
AQJ	Arbeit und Qualifizierung für Jugendliche	
AQTIV	Aktivieren, Qualifizieren, Trainieren, Investieren und Vermitteln	
BA	Bundesanstalt für Arbeit	
BAB	Berufsausbildungsbeihilfe	
BBE	berufliche Bildungs- und Eingliederungschancen	


F.5 Abbreviations by country

Country/Abbreviation	Meaning	
Deutschland (continued)		
BSHG	Bundessozialhilfegesetz	
BverfG	Bundesverfassungsgesetz	
IFD	Integrationsfachdiensten	
KLR	Kosten und Leistungsrechnungen	
PSA	Personal-Service-Agenturen	
Quali-ABM	Qualifizierungs-Arbeitsbeschaffungsmaßnahmen	
SAM	Strukturanpassungsmaßnahme	
SGB	Sozialgesetzbuch	
tip	testen, informieren, probieren	
Ελλάδα (Elláda)		
EKAB	National Centre of Emergency Care	
EKEPSIS	EKEPSIS National Accreditation Centre of Vocational Training Structures and Accompanying Support Services	
EPA	National employment observatory	
EPL	Comprehensive Lyceum	
ESPA	System of protection against unemployment	
IEK	Vocational Training Institute	
KEK	Centres for vocational training	
KESEN	Training centres for merchant marines	
KETHI	Research centre for gender equality	
KPA	Employment promotion centres	
OAED	Greek Manpower Employment Organisation	
TEE	Technical Vocational educational Schools	
España		
ET y CO	Programa de escuelas-taller y casas de oficio	
FORCEM	Fundación Tripartita para la Formación en el Empleo	
FPE	Fondos de Promoción de Empleo	
FPO	Formación profesional ocupacional	
MTAS	Ministerio de trabajo y asuntos sociales	
PFIP	Plan nacional de formación e inserción profesional	
REASS	Régimen especial agrario de la seguridad social	
SMI	Salario mínimo interprofesional	
SPEE	Servicio Público de Empleo Estatal (previously INEM)	
France		
A.I.	Associations intermédiaires	
ACA	Allocation aux chômeurs âgés	
ACCRE	Aide aux chômeurs créateurs ou repreneurs d'entreprise	
AER	Allocation équivalent retraite	
AFPA	Association pour la formation professionnelle des adultes	
AFR	Allocation de formation reclassement	
AGEFIPH	Association pour la gestion de l'emploi, la formation et l'insertion professionnelle des personnes handicapées	
ANPE	Agence nationale pour l'emploi	
AP	Ateliers de travail protégé (pour handicapés)	
APEC	Association pour l'emploi de cadres	
API	Allocation de parent isolé	
ARE	Allocation d'aide au retour à l'emploi	
AREF	Allocation d'aide au retour à l'emploi - formation	
AS-FNE	Allocation spéciale du Fonds national de l'emploi	
ASS	Allocation spécifique de solidarité	
AUD	Allocation unique dégressive	
BEP	Brevet d'études professionnelles (diplôme > CAP)	


F.5 Abbreviations by country

Country/Abbreviation	Meaning	
France (continued)		
CAP	Certificat d'aptitudes professionnelles (1er niveau de diplôme professionnel)	
CAT	Centre d'aide par le travail (pour handicapés)	
CATS	Cessation d'activité de certains travailleurs salariés	
CDD	Contrat à durée déterminée	
CDI	Contrat à durée indéterminée	
CEC	Contrat emploi consolidé	
CES	Contrat emploi solidarité	
CIE	Contrat initiative emploi	
CIVIS	Contrat d'insertion dans la vie sociale	
CLD	Chômeur de longue durée	
DEE	Demande d'emploi enregistrée	
DEFM	Demandeur d'emploi en fin de mois	
DES	Demande d'emploi sorties	
EDEN	Encouragement au développement d'entreprises nouvelles	
FFPPS	Fonds de la formation professionnelle et de la promotion sociale	
FNE	Fonds national de l'emploi	
GRTH	Garantie de ressources des travailleurs handicapés	
IRILL	Insertion, réinsertion et lutte contre l'illettrisme	
PAIO	Permanence d'accueil, d'information et d'orientation	
PAP	Projet d'action personnalisé	
PAP-ND	Projet d'action personnalisé pour un nouveau départ	
PARE	Plan d'aide au retour à l'emploi	
RMI	Revenu minimum d'insertion	
SAE	Stage d'accès à l'entreprise	
SIFE	Stage d'insertion et de formation à l'emploi	
SMIC	Salaires minimum interprofessionnel de croissance	
TRACE	Trajet d'accès à l'emploi	
UNEDIC	Union Nationale interprofessionnelle pour l'emploi dans l'industrie et le commerce	
ZRR	Zones de revitalisation rurale	
ZRU	Zones de redynamisation urbaine	
Ireland		
BTEA	Back to education allowance	
BWEA	Back to work enterprise allowa	
CE	Community employment scheme	
CERT	National Body responsible for co-ordinating the Education, Recruitment and Training of personnel for the Tourism and Catering Industry	
CSO	Central Statistics Office	
CTW	Community Training Workshops	
ESS	Employment support scheme	
FAS	An Foras Aiseanna Saothair (The training and employment authority)	
FIS	Family Income Support	
IDA	Industrial development agency	
ILO	International Labour Organisation	
JTS	Job training scheme	
LFS	Labour Force Survey	
NCEA	National Council for Educational Award	
NCVA	National council for vocational awards	
NRB	National rehabilitation board	
OPFP	One Parent Family Payment	
PESP	Programme for economic and social progress	
PRSI	Pay related social insurance	
QNHS	Quarterly National House-hold Survey	
SST	Specific skills training	
Teagasc	Ireland's National Agriculture and Food Development Authority	


F.5 Abbreviations by country

Country/Abbreviation	Meaning	
Ireland (continued)		
UA	Unemployment assistance	
UB	Unemployment benefit	
VECs	Vocational education committees	
VTOS	Vocational training opportunities scheme	
Italia		
CCNL	Contratto collettivo nazionale di lavoro	
CFL	Contratti di formazione e lavoro	
CIGO	Cassa integrazione guadagni ordinaria	
CIGS	Cassa integrazione guadagni straordinaria	
INPS	Istituto nazionale di previdenza sociale	
ISFOL	Istituto per lo Sviluppo della Formazione professionale dei Lavoratori	
LSU	Lavori socialmente utili	
PMI	Piccole e medie imprese	
SIL	Servizio d'Informazione sul Lavoro	
SPI	Servizi pubblici per l'impiego	
Latvija		
Lietuva		
Luxembourg		
ADEM	Administration de l'emploi	
CAT	Contrat d'auxiliaire temporaire	
DAT	Division d'auxiliaires temporaires	
FE	Fonds pour l'emploi	
MTE	Ministère du travail et de l'emploi	
STH	Service des travailleurs handicapés de l'administration de l'emploi	
Magyarország		
Nederland		
AAW	Algemene arbeidsongeschiktheidswet	
ABP	Algemeen burgerlijk pensioenfonds	
ABW	Algemene bijstandswet	
Arbvo	Arbeidsvoorziening	
BBSW	Bijdrageregeling bedrijfstakgewijze scholing werklozen	
BKWI	Bureau keteninformatisering werk en inkomen	
CWI	Centra voor werk en inkomen	
EWLW	Extra werkgelegenheid langdurig werkzoekenden	
FINLO	Wet financiering loopbaanonderbreking	
HVS	Hoofdelijk versnelde scholing	
I/D	Instroombanen/Doorstroombanen	
IOAW	Wet inkomensvoorziening oudere en gedeeltelijk arbeidsongeschikte werkloze werknemers	
IOAZ	Wet inkomensvoorziening oudere en gedeeltelijk arbeidsongeschikte gewezen zelfstandigen	
REA	Reintegratie arbeidsgehandicapten	
ROC	Regionale opleidingscentra	
RSP	Regeling schoonmaakdiensten particulieren	
SZW	Sociale Zaken en Werkgelegenheid	
TW	Toeslagenwet	
UWV	Uitvoeringsorganisatie werknemersverzekeringen	
VLW	Afdrachtsvermindering langdurig werklozen	
VNG	Vereniging van Nederlandse Gemeenten	
VO	Afdrachtsvermindering onderwijs	


F.5 Abbreviations by country

Country/Abbreviation	Meaning	
Nederland (continued)		
VUT	Vervroegde uittreding	
WAJONG	Wet op de arbeidsongeschiktheidsvoorziening jonggehandicapten	
WAO	Wet op de arbeidsongeschiktheidsverzekering	
WAZ	Wet arbeidsongeschiktheidsverzekering zelfstandigen	
WI3	Melkert 3	
WIW	Wet inschakeling werkzoekenden	
WRO	Wachtgeldregeling voormalig overheidspersoneel	
WSW	Wet sociale werkvoorziening	
WVA	Wet vermindering afdracht loonbelasting en premies volksverzekeringen	
WW	Werkloosheidswet	
WWB	Wet werk en bijstand	
ZW	Ziektewet	
Österreich		
ADAPT	EU Gemeinschaftsinitiative ADAPT	
ALG	Arbeitslosengeld	
ALV	Arbeitslosenversicherung	
AIVG	Arbeitslosenversicherungsgesetz	
AMFG	Arbeitsmarktförderungsgesetz	
AMPFG	Arbeitsmarktpolitik-Finanzierungsgesetz	
AMS	Arbeitsmarktservice	
AMSG	Arbeitsmarktservicegesetz	
ATF	Ausgleichstaxfonds	
AVRAG	Arbeitsvertragsrechtsanpassungsgesetz	
BAG	Berufsausbildungsgesetz	
BEB	Betriebliche Eingliederungsbeihilfe	
BeinstG	Behinderteneinstellungsgesetz	
BESEB	Besondere Eingliederungsbeihilfe	
BMAGS	Bundesministerium für Arbeit, Gesundheit und Soziales	
BMSG	Bundesministerium für Soziale Sicherheit und Generationen	
BMWA	Bundesministerium für Wirtschaft und Arbeit	
BS1	Besondere Eingliederungsbeihilfe Betrieb	
BSB	Bundesamt für Soziales und Behindertenwesen	
BUAK	Bauarbeiter-Urlaubs- und -Abfertigungskasse	
DLU	Beihilfe zur Deckung des Lebensunterhalts	
EFS	Europäischer Sozialfonds	
EQUAL	EU Gemeinschaftsinitiative EQUAL	
GB	Gründungsbeihilfe	
GBP	Gemeinnützige Beschäftigungsprojekte	
GEB	Gemeinnützige Eingliederungsbeihilfe	
IAG	Insolvenz-Ausfallgeld	
IESG	Insolvenz-Entgeltsicherungsgesetz	
JASG	Jugendausbildungs-Sicherungsgesetz	
KK und KNK	Kurs- und Kursnebenkosten	
KMU	Klein und Mittel Unternehmen	
KUG	Karenzurlaubsgeld	
SÖB	Sozialökonomische Betriebe	
SOL	Solidaritätsprämienmodell	
SUG	Sonderunterstützung	
TEP	Territoriale Beschäftigungspakte	
UGP	Unternehmensgründungsprogramm	

F.5 Abbreviations by country

Country/Abbreviation	Meaning	
Portugal		
ACPE	Apoio a criação de proprio emprego	
CPC	Conservação do patrimonio cultural	
DREER	Direcção Regional de Educação Especial e Reabilitação	
DRFP	Direcção regional de formação profissional	
FC	Formação complementar	
IEFP	Instituto do emprego e formação profissional	
IGFSE	Instituto de gestão do Fundo Social Europeu	
IGFSS	Instituto de gestão do financeira da segurança social	
ILE	Iniciativas Locais de Criação de Emprego (only in measure 122) ; Iniciativas Locais de Emprego (only in measure 24)	
INTEGRA	Programa de Integração de Adultos (Açores)	
IRE	Instituto Regional de Emprego	
MTS	Ministério do Trabalho e da Solidariedade	
OEFP	Observatório do emprego e formação profissional	
PIBI	Plano de Intervenção para a Beira Interior	
PREA	Plano Regional de Emprego para a região do Alentejo	
PREAMP	Plano Regional de Emprego para a área Metropolitana do Porto	
PRETMAD	Plano Regional de Emprego para Trás-os-Montes e Alto Douro	
PROFIJ	Programa formativo de inserção de jovens	
PROSA	Programa social de ocupação de adultos	
RAM	Região Autónoma da Madeira	
RMG	Rendimento Mínimo Garantido	
RMM	Remuneração minima mensal	
RSI	Rendimento Social de Inserção	
STFIPD	Serviço Técnico de Formação e Integração Profissional de Deficientes	
UNIVA	Unidade de Inserção na Vida Activa	
Slovensko		
Suomi/Finland		
IAP	Individual action plan	
LMS	Labour market support	
LTU	Long term unemployed	
PES	Public Employment Service	
RAY	Finland's Slot Machine Association	
SII	Social insurance institution	
URA	public employment service's register	
Sverige		
AF.REHAB	Employment Service Rehabilitation	
AMI	Arbetsmarknadsinstitut	
AMU	Employment Training Group	
API	Arbetsplatsintroduktion	
CSN	Swedish national board of student aid	
IT	Information technology	
KAS	Cash labour market assistance	
OSA	Offentligt skyddat arbete	
OTA	Offentligt tillfälligt arbete	
SIUS	Särskilt introduktionsstöd för handikappade	
SVUXA	Särskilt vuxenstudiestöd till arbetslösa	
SwIT	Nationellt program för IT-utbildning	
UBS	Särskilt utbildningsbidrag	

F.5 Abbreviations by country

Country/Abbreviation	Meaning	
United Kingdom		
AtW	Access to Work	
DEAs	Disability Employment Advisers	
DfEE	Department for Education and Employment	
DSS	Department of Social Security	
ESJs	Employment Service Jobcentres	
FTET	Full-time education and training	
JIS	Job Introduction Scheme	
JSA	Jobseekers allowance	
LECs	Local Enterprise Companies	
NDDP	New Deal for Disabled People	
NDLP	New Deal for Lone Parents	
NDPU	New Deal for partners of unemployed people	
NDYP	New Deal for Young People (New Deal 18-24)	
NVQs	National Vocational Qualifications	
PACTS	Placing Assessment and Counselling Teams	
PYBT	Prince's Youth Business Trust	
TECs	Training and Enterprise Councils	
TfW	Training for work	
WBLA	Work based learning for adults	
WBYP	Work based training for young people	
YEI	Youth Enterprise Initiative	
България (Bälgarija)		
România		
Norway		
AB	Arbeid med bistand	
AFT	Arbeidsforberedende trening	
AMB fase 1	Arbeidsmarkedsbedrifter	
AMB fase 2	Arbeidsmarkedsbedrifter	
AMB fase 3	Arbeidsmarkedsbedrifter	
AMO	Arbeidsmarkedsopplæring	
ATG	Arbeidstreningsgrupper	
BIA	Bedriftsintern Attføring	
BIO	Bedriftsintern opplæring	
KAJA	Kompetanse, arbeidstrening og jobbskaping for arbeidsledige	
KAT	Formidlingstjenester	
SPA	Spesielle attføringstiltak	
VALS	Formidlingstjenester ventelønn	
YHHO	Yrkeshemmede i hospitering	
YHSH	Yrkeshemmede i skoletiltak	